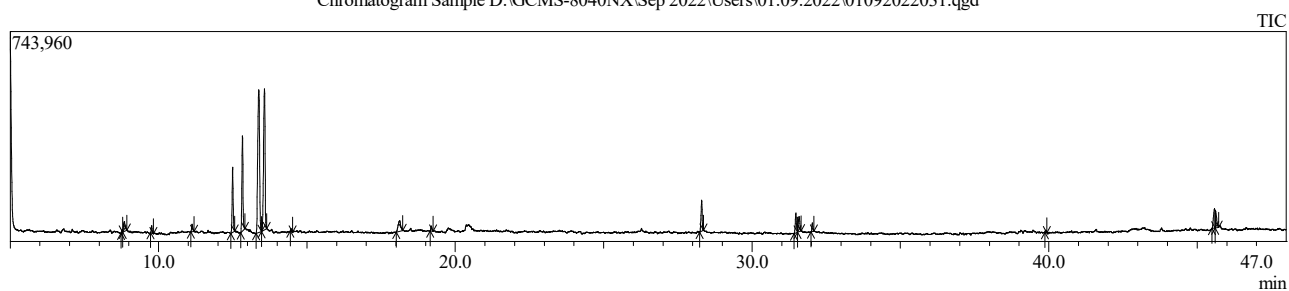


TNAU

Sample Information

Analyzed by : Admin
 Analyzed : 02-Sep-22 7:57:53 PM
 Sample Type : Unknown
 Level # : 1
 Sample Name : Sample
 Sample ID : 10-3
 IS Amount : [1]=1
 Sample Amount : 1
 Dilution Factor : 1
 Vial # : 11
 Injection Volume : 5.00
 Data File : D:\GCMS-8040NX\Sep 2022\Users\01.09.2022\01092022031.qgd
 Org Data File : D:\GCMS-8040NX\Sep 2022\Users\01.09.2022\01092022031.qgd
 Method File : D:\GCMS-8040NX\Sep 2022\Method\Scan_methodfile.qgm
 Org Method File : D:\GCMS-8040NX\Sep 2022\Method\Scan_methodfile.qgm
 Report File :
 Tuning File : D:\GCMS-8040NX\Aug 2022\Tuning Data\TUNING 25082022.qgt
 Modified by : Admin
 Modified : 05-Sep-22 11:10:36 AM

Chromatogram Sample D:\GCMS-8040NX\Sep 2022\Users\01.09.2022\01092022031.qgd



Peak Report TIC

Peak#	R.Time	Area	Area%	Height	Height%	A/H	Similarity	Name
1	8.760	23653	0.33	9189	0.43	2.57	75	1-Butanol, 3-methyl-, acetate
2	8.843	146433	2.03	35551	1.66	4.12	86	1-Butanol, 3-methyl-, acetate
3	9.768	53634	0.74	25707	1.20	2.09	95	Pentasiloxane, dodecamethyl-
4	11.131	77073	1.07	27463	1.28	2.81	44	Methyl myristoleate
5	12.495	580069	8.04	231515	10.83	2.51	73	2,5-Cyclohexadiene-1,4-dione, dioxime
6	12.826	855915	11.87	337379	15.78	2.54	74	1,3-Benzodioxol-5-ol
7	13.376	2187799	30.34	505469	23.65	4.33	53	Methyl cis-13,16-Docosadienate
8	13.568	1783425	24.73	500325	23.41	3.56	53	Methyl cis-13,16-Docosadienate
9	14.465	19455	0.27	9586	0.45	2.03	73	2,3-Dimethyl-para-anisaldehyde
10	18.124	230210	3.19	37233	1.74	6.18	95	D-Allose
11	19.193	41475	0.58	16876	0.79	2.46	86	2,4-Di-tert-butylphenoxytrimethylsilane
12	28.301	290423	4.03	109161	5.11	2.66	95	n-Hexadecanoic acid
13	31.478	200946	2.79	70175	3.28	2.86	95	9,12-Octadecadienoic acid (Z,Z)-
14	31.585	177800	2.47	53055	2.48	3.35	88	7-Tetradecenal, (Z)-
15	32.032	78272	1.09	30758	1.44	2.54	92	Octadecanoic acid
16	39.896	17175	0.24	8559	0.40	2.01	87	Bis(2-ethylhexyl) phthalate
17	45.584	270339	3.75	68873	3.22	3.93	81	Diosgenin
18	45.620	176805	2.45	60521	2.83	2.92	34	Methyl cis-10-heptadecenoate
		7210901	100.00	2137395	100.00			

Library

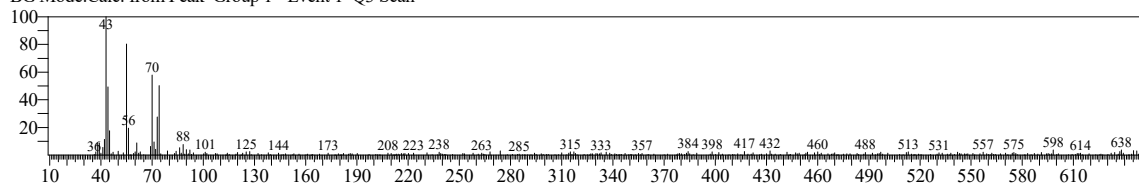
TNAU

<< Target >>

Line#:1 R.Time:8.760(Scan#:753) MassPeaks:314

RawMode:Averaged 8.755-8.765(752-754) BasePeak:43.00(1305)

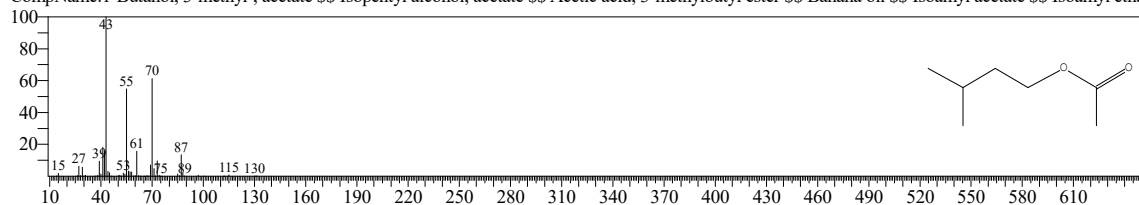
BG Mode:Calc. from Peak Group 1 - Event 1 Q3 Scan



Hit#:1 Entry:6784 Library:NIST20R.lib

SI:75 Formula:C7H14O2 CAS:123-92-2 MolWeight:130 RetIndex:820

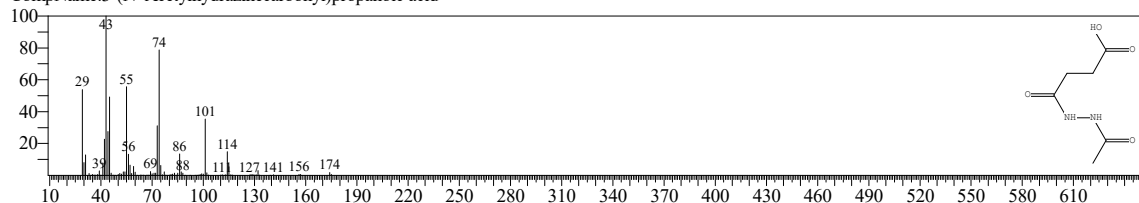
CompName:1-Butanol, 3-methyl-, acetate \$\$ Isopentyl alcohol, acetate \$\$ Acetic acid, 3-methylbutyl ester \$\$ Banana oil \$\$ Isoamyl acetate \$\$ Isoamyl etha



Hit#:2 Entry:32045 Library:NIST20M1.lib

SI:74 Formula:C6H10N2O4 CAS:0-00-0 MolWeight:174 RetIndex:1774

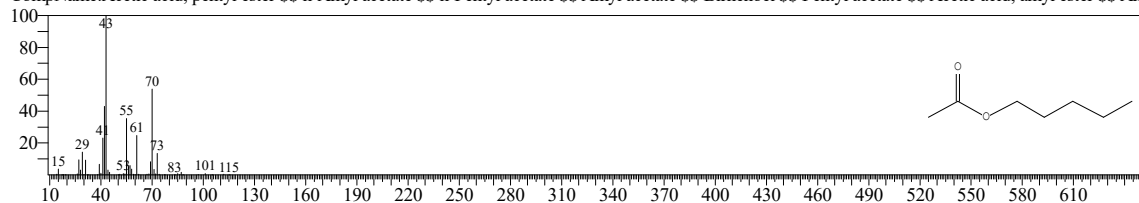
CompName:3-(N'-Acetylhydrazinecarbonyl)propanoic acid



Hit#:3 Entry:8685 Library:NIST20M1.lib

SI:73 Formula:C7H14O2 CAS:628-63-7 MolWeight:130 RetIndex:884

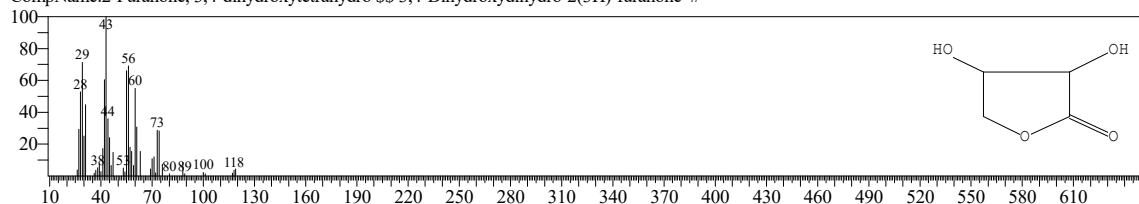
CompName:Acetic acid, pentyl ester \$\$ n-Amyl acetate \$\$ n-Pentyl acetate \$\$ Amyl acetate \$\$ Birnenöl \$\$ Pentyl acetate \$\$ Acetic acid, amyl ester \$\$ An



Hit#:4 Entry:5225 Library:NIST20M1.lib

SI:73 Formula:C4H6O4 CAS:17675-99-9 MolWeight:118 RetIndex:1201

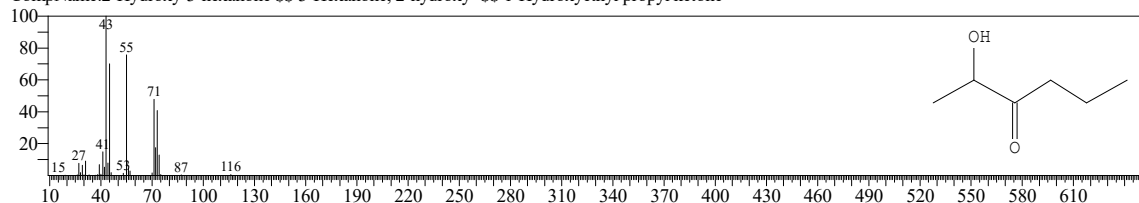
CompName:2-Furanone, 3,4-dihydroxytetrahydro \$\$ 3,4-Dihydroxydihydro-2(3H)-furanone #



Hit#:5 Entry:4940 Library:NIST20M1.lib

SI:73 Formula:C6H12O2 CAS:54073-43-7 MolWeight:116 RetIndex:916

CompName:2-Hydroxy-3-hexanone \$\$ 3-Hexanone, 2-hydroxy- \$\$ 1-Hydroxyethyl propyl ketone



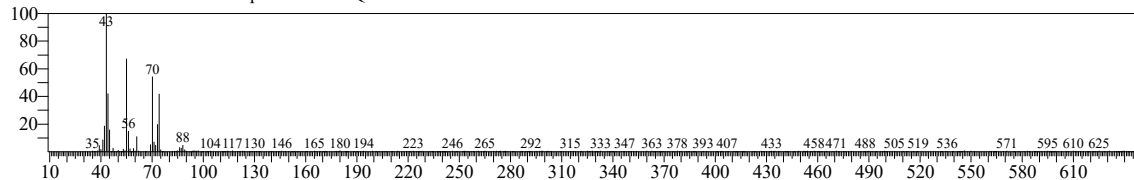
TNAU

<< Target >>

Line# 2 R.Time: 8.845 (Scan#: 770) MassPeaks: 347

RawMode: Averaged 8.840-8.850 (769-771) BasePeak: 43.05 (6915)

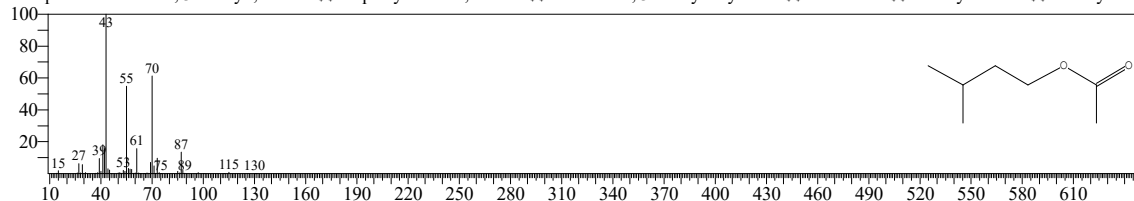
BG Mode: Calc. from Peak Group 1 - Event 1 Q3 Scan



Hit#: 1 Entry: 6784 Library: NIST20R.lib

SI: 86 Formula: C₇H₁₄O₂ CAS: 123-92-2 MolWeight: 130 RetIndex: 820

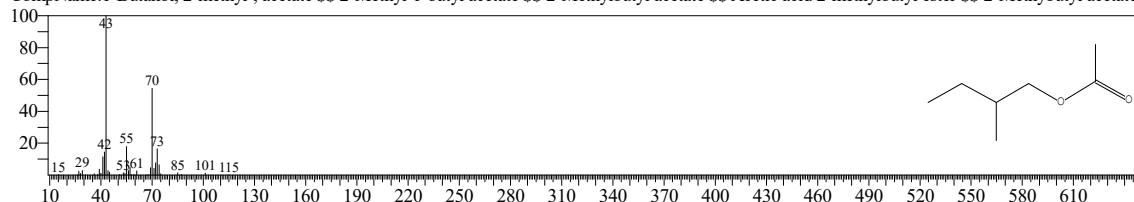
CompName: 1-Butanol, 3-methyl-, acetate \$\$ Isopentyl alcohol, acetate \$\$ Acetic acid, 3-methylbutyl ester \$\$ Banana oil \$\$ Isoamyl acetate \$\$ Isoamyl etha



Hit#: 2 Entry: 6819 Library: NIST20R.lib

SI: 83 Formula: C₇H₁₄O₂ CAS: 624-41-9 MolWeight: 130 RetIndex: 820

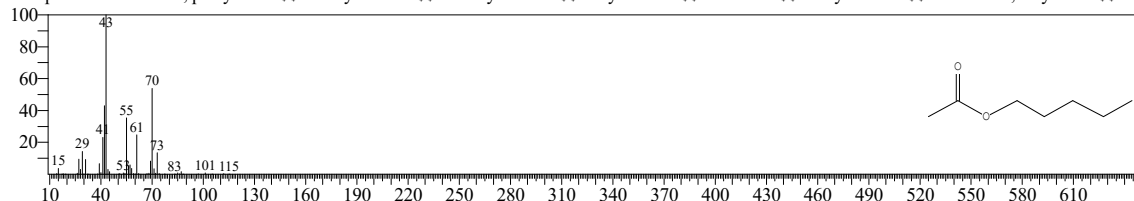
CompName: 1-Butanol, 2-methyl-, acetate \$\$ 2-Methyl-1-butyl acetate \$\$ 2-Methylbutyl acetate \$\$ Acetic acid 2-methylbutyl ester \$\$ 2-Methylbutyl acetate :



Hit#: 3 Entry: 8685 Library: NIST20M1.lib

SI: 83 Formula: C₇H₁₄O₂ CAS: 628-63-7 MolWeight: 130 RetIndex: 884

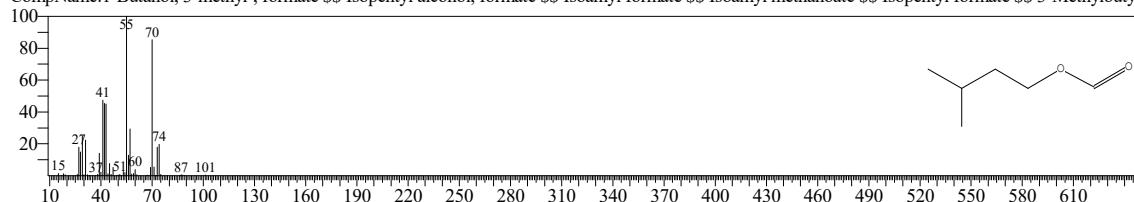
CompName: Acetic acid, pentyl ester \$\$ n-Amyl acetate \$\$ n-Pentyl acetate \$\$ Amyl acetate \$\$ Birnenöl \$\$ Pentyl acetate \$\$ Acetic acid, amyl ester \$\$ Arr



Hit#: 4 Entry: 4411 Library: NIST20R.lib

SI: 80 Formula: C₆H₁₂O₂ CAS: 110-45-2 MolWeight: 116 RetIndex: 818

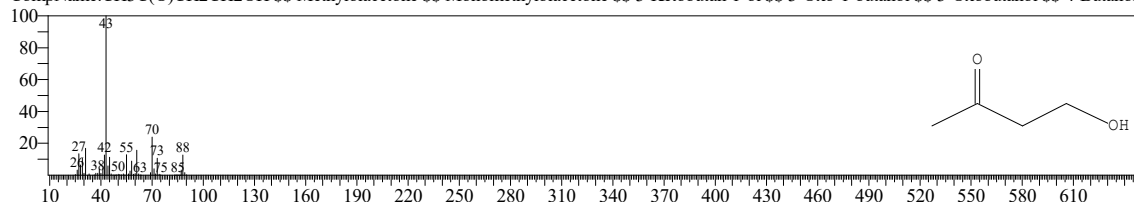
CompName: 1-Butanol, 3-methyl-, formate \$\$ Isopentyl alcohol, formate \$\$ Isoamyl formate \$\$ Isoamyl methanoate \$\$ Isopentyl formate \$\$ 3-Methylbutyl



Hit#: 5 Entry: 1220 Library: NIST20R.lib

SI: 80 Formula: C₄H₈O₂ CAS: 590-90-9 MolWeight: 88 RetIndex: 798

CompName: CH₃C(O)CH₂CH₂OH \$\$ Methylolacetone \$\$ Monomethylolacetone \$\$ 3-Ketobutan-1-ol \$\$ 3-Oxo-1-butanol \$\$ 3-Oxobutanol \$\$ 4-Butanol-



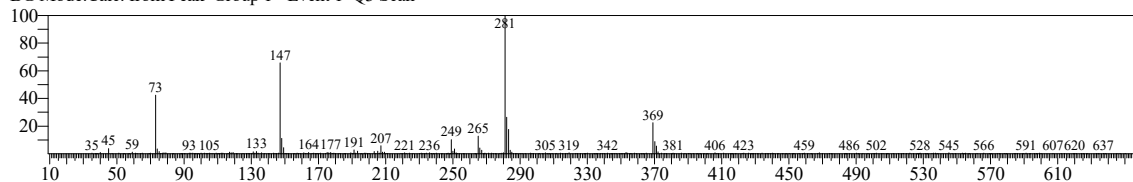
TNAU

<< Target >>

Line#3 R.Time:9.770(Scan#:955) MassPeaks:339

RawMode:Averaged 9.765-9.775(954-956) BasePeak:281.00(6045)

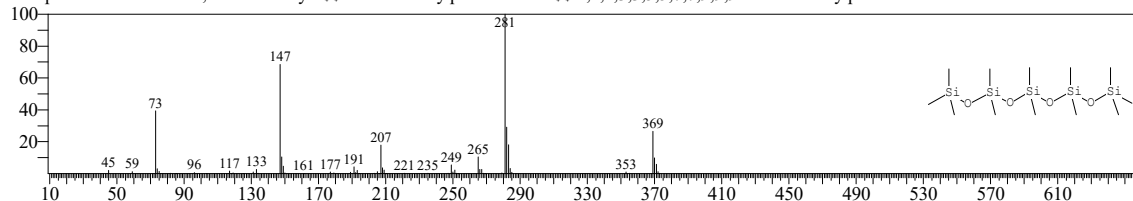
BG Mode:Calc. from Peak Group 1 - Event 1 Q3 Scan



Hit#1 Entry:40975 Library:NIST20R.lib

SI:95 Formula:C₁₂H₃₆O₄Si₅ CAS:141-63-9 MolWeight:384 RetIndex:1068

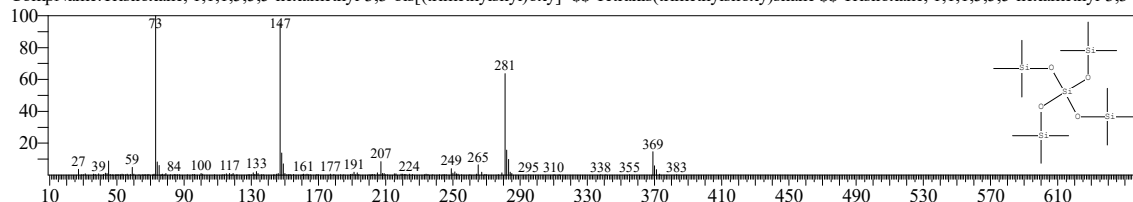
CompName:Pentasiloxane, dodecamethyl- \$\$ Dodecamethylpentasiloxane \$\$ 1,1,1,3,3,5,5,7,7,9,9-Dodecamethylpentasiloxane #



Hit#2 Entry:249272 Library:NIST20M1.lib

SI:84 Formula:C₁₂H₃₆O₄Si₅ CAS:3555-47-3 MolWeight:384 RetIndex:1068

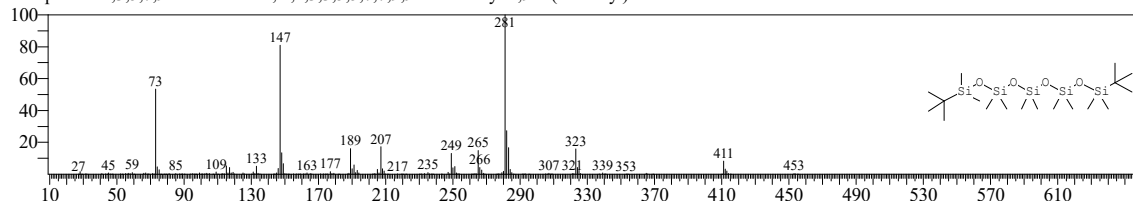
CompName:Trisiloxane, 1,1,1,5,5,5-hexamethyl-3,3-bis[(trimethylsilyl)oxy]- \$\$ Tetrakis(trimethylsiloxy)silane \$\$ Trisiloxane, 1,1,1,5,5,5-hexamethyl-3,3-b



Hit#3 Entry:27848 Library:NIST20M2.lib

SI:82 Formula:C₁₈H₄₈O₄Si₅ CAS:0-00-0 MolWeight:468 RetIndex:1495

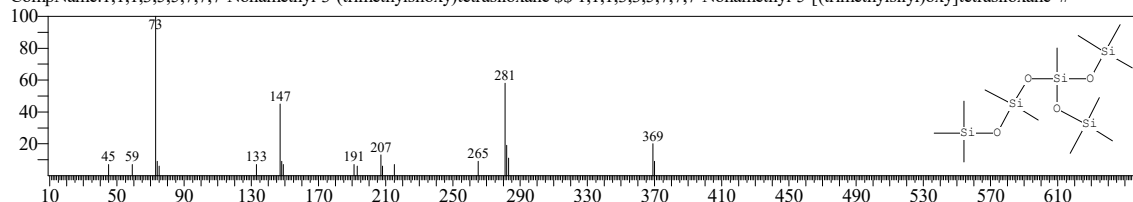
CompName:1,3,5,7,9-Pentasiloxane, 1,1,3,3,5,5,7,7,9,9-decamethyl-1,9-di(tert.butyl)-



Hit#4 Entry:249271 Library:NIST20M1.lib

SI:79 Formula:C₁₂H₃₆O₄Si₅ CAS:38146-99-5 MolWeight:384 RetIndex:1068

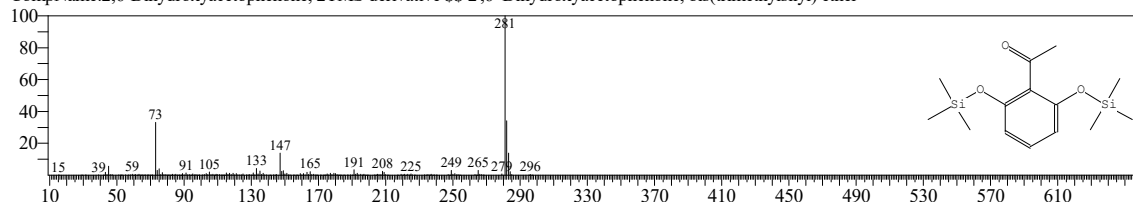
CompName:1,1,1,3,5,5,7,7-Nonamethyl-3-(trimethylsiloxy)tetrasiloxane \$\$ 1,1,1,3,3,5,5,7,7-Nonamethyl-5-[(trimethylsilyl)oxy]tetrasiloxane #



Hit#5 Entry:158097 Library:NIST20M1.lib

SI:77 Formula:C₁₄H₂₄O₃Si₂ CAS:0-00-0 MolWeight:296 RetIndex:1625

CompName:2,6-Dihydroxyacetophenone, 2TMS derivative \$\$ 2',6'-Dihydroxyacetophenone, bis(trimethylsilyl) ether



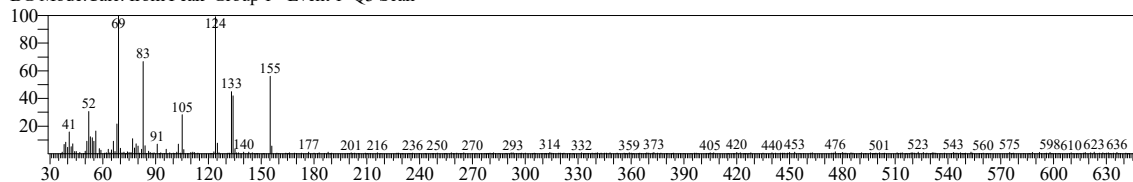
TNAU

<< Target >>

Line#:4 R.Time:11.130(Scan#:1227) MassPeaks:329

RawMode:Averaged 11.125-11.135(1226-1228) BasePeak:69.05(3603)

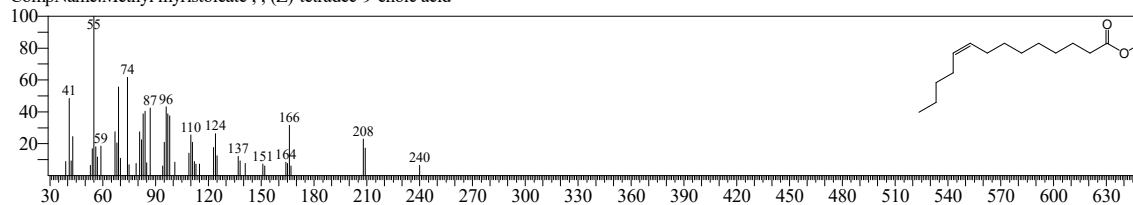
BG Mode:Calc. from Peak Group 1 - Event 1 Q3 Scan



Hit#:1 Entry:9 Library:FA_ME_SP2560_EI_V3.lib

SI:44 Formula:C15H28O2 CAS:544-64-9 MolWeight:240 RetIndex:2283

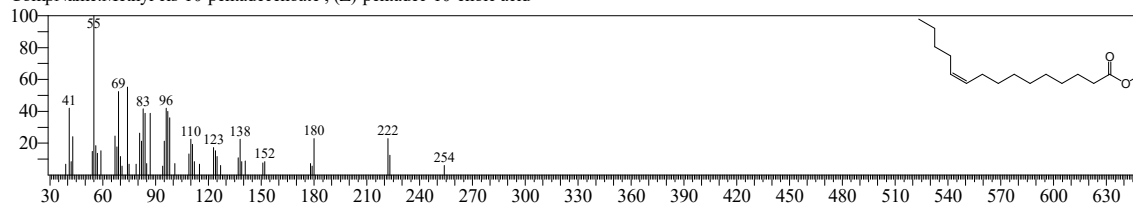
CompName:Methyl myristoleate ; (Z)-tetradec-9-enoic acid



Hit#:2 Entry:11 Library:FA_ME_SP2560_EI_V3.lib

SI:42 Formula:C16H30O2 CAS:84743-29-3 MolWeight:254 RetIndex:2388

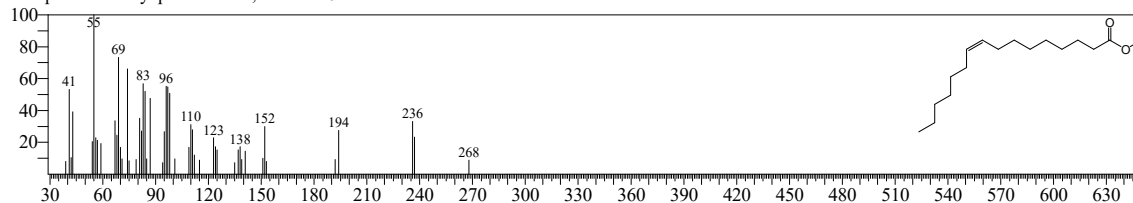
CompName:Methyl cis-10-pentadecenoate ; (Z)-pentadec-10-enoic acid



Hit#:3 Entry:13 Library:FA_ME_SP2560_EI_V3.lib

SI:42 Formula:C17H32O2 CAS:373-49-9 MolWeight:268 RetIndex:2478

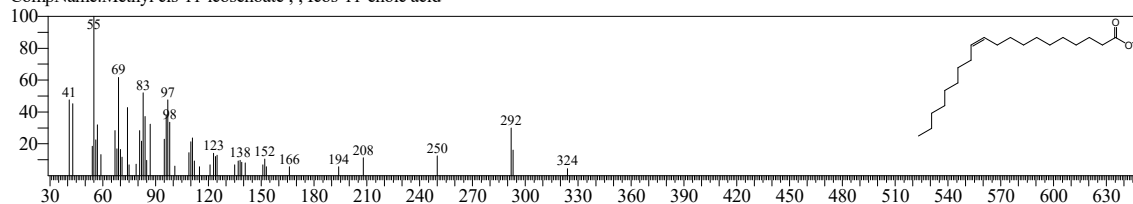
CompName:Methyl palmitoleate ; Hexadec-9-enoic acid



Hit#:4 Entry:24 Library:FA_ME_SP2560_EI_V3.lib

SI:42 Formula:C21H40O2 CAS:5561-99-9 MolWeight:324 RetIndex:2874

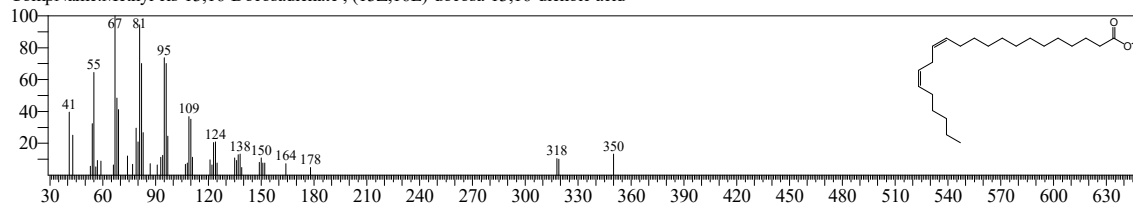
CompName:Methyl cis-11-icosenoate ; Icos-11-enoic acid



Hit#:5 Entry:34 Library:FA_ME_SP2560_EI_V3.lib

SI:42 Formula:C23H42O2 CAS:7370-49-2 MolWeight:350 RetIndex:3169

CompName:Methyl cis-13,16-Docosadienate ; (13Z,16E)-docosa-13,16-dienoic acid



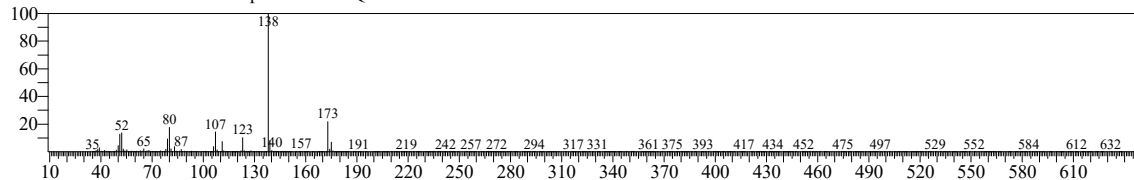
TNAU

<< Target >>

Line#:5 R.Time:12.495(Scan#:1500) MassPeaks:411

RawMode:Averaged 12.490-12.500(1499-1501) BasePeak:138.05(80362)

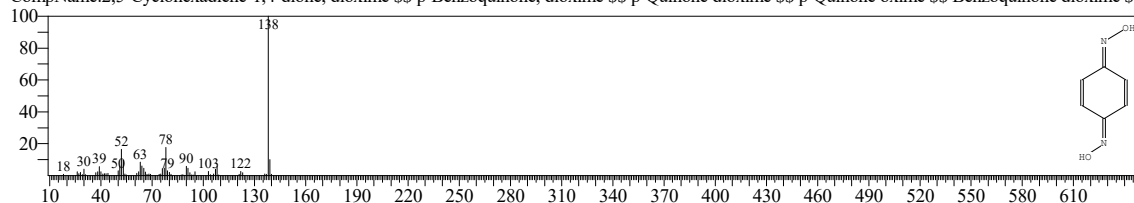
BG Mode:Calc. from Peak Group 1 - Event 1 Q3 Scan



Hit#:1 Entry:8360 Library:NIST20R.lib

SI:73 Formula:C₆H₆N₂O₂ CAS:105-11-3 MolWeight:138 RetIndex:1349

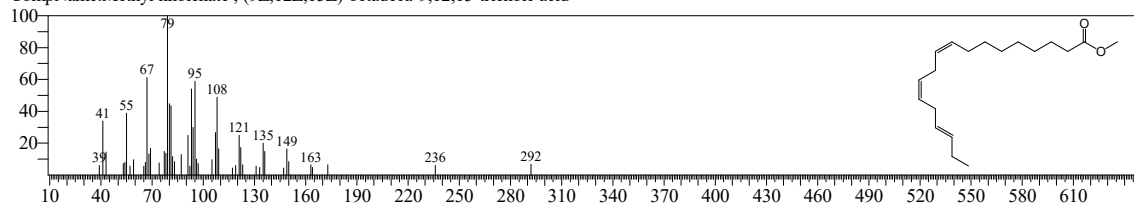
CompName:2,5-Cyclohexadiene-1,4-dione, dioxime \$\$ p-Benzoquinone, dioxime \$\$ p-Quinone dioxime \$\$ p-Quinone oxime \$\$ Benzoquinone dioxime \$\$



Hit#:2 Entry:25 Library:FA ME SP2560 EI V3.lib

SI:33 Formula:C₁₉H₃₂O₂ CAS:463-40-1 MolWeight:292 RetIndex:2892

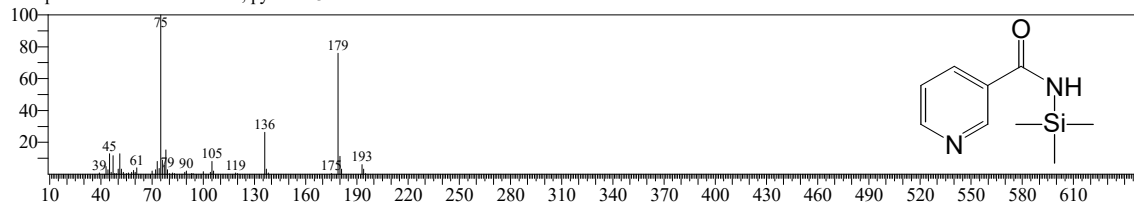
CompName:Methyl linolenate ; (9Z,12Z,15Z)-octadeca-9,12,15-trienoic acid



Hit#:3 Entry:137 Library:OA TMS_DB5_67min V3.lib

SI:33 Formula:C₉H₁₄N₂OSi CAS:98-92-0 MolWeight:194 RetIndex:1486

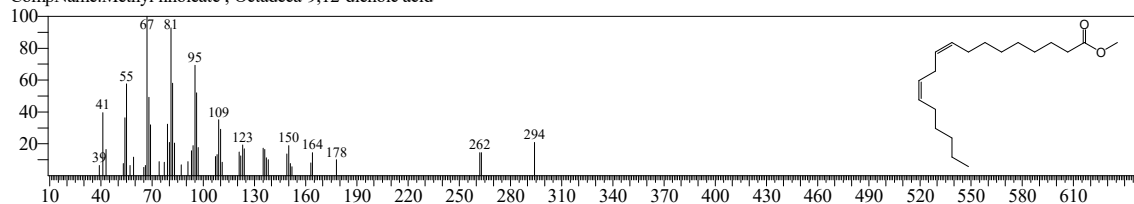
CompName:Niacinamide-TMS ; pyridine-3-carboxamide



Hit#:4 Entry:21 Library:FA ME SP2560 EI V3.lib

SI:33 Formula:C₁₉H₃₄O₂ CAS:60-33-3 MolWeight:294 RetIndex:2775

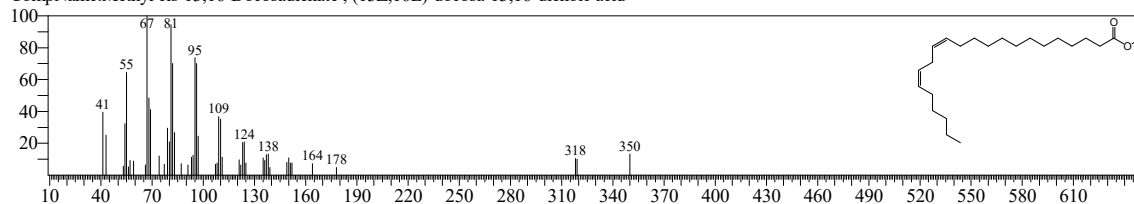
CompName:Methyl linoleate ; Octadeca-9,12-dienoic acid



Hit#:5 Entry:34 Library:FA ME SP2560 EI V3.lib

SI:33 Formula:C₂₃H₄₂O₂ CAS:7370-49-2 MolWeight:350 RetIndex:3169

CompName:Methyl cis-13,16-Docosadienate ; (13Z,16E)-docosa-13,16-dienoic acid



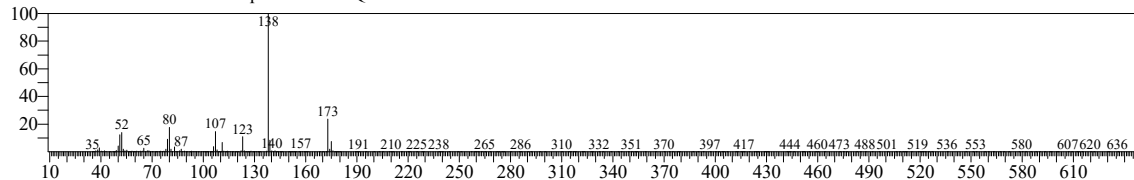
TNAU

<< Target >>

Line#6 R.Time:12.825(Scan#:1566) MassPeaks:274

RawMode:Averaged 12.820-12.830(1565-1567) BasePeak:138.05(119343)

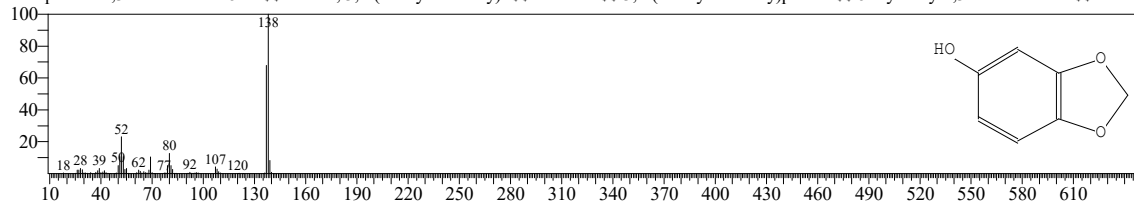
BG Mode:Calc. from Peak Group 1 - Event 1 Q3 Scan



Hit#1 Entry:11187 Library:NIST20M1.lib

SI:74 Formula:C7H6O3 CAS:533-31-3 MolWeight:138 RetIndex:1245

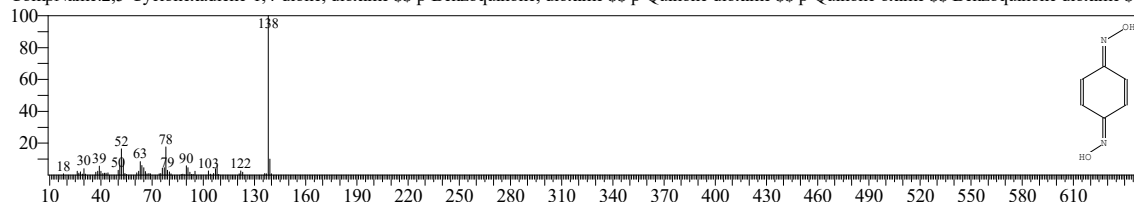
CompName:1,3-Benzodioxol-5-ol \$\$ Phenol, 3,4-(methylenedioxy)- \$\$ Sesamol \$\$ 3,4-(Methylenedioxy)phenol \$\$ 5-Hydroxy-1,3-benzodioxole \$\$ Methy



Hit#2 Entry:8360 Library:NIST20R.lib

SI:73 Formula:C6H6N2O2 CAS:105-11-3 MolWeight:138 RetIndex:1349

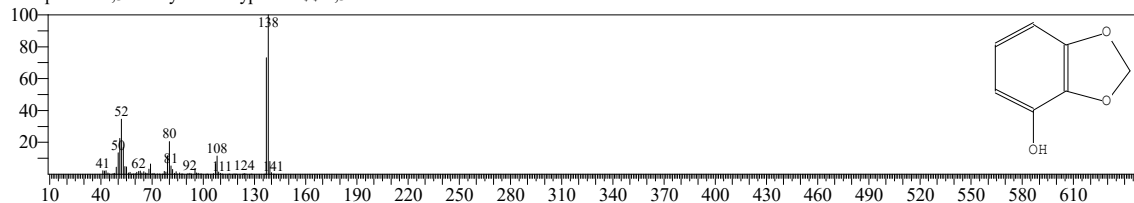
CompName:2,5-Cyclohexadiene-1,4-dione, dioxime \$\$ p-Benzoquinone, dioxime \$\$ p-Quinone dioxime \$\$ p-Quinone oxime \$\$ Benzoquinone dioxime \$\$



Hit#3 Entry:11188 Library:NIST20M1.lib

SI:72 Formula:C7H6O3 CAS:69393-72-2 MolWeight:138 RetIndex:1245

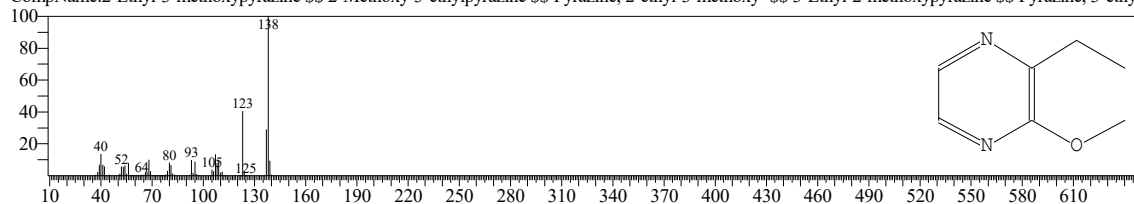
CompName:2,3-Methylenedioxyphenol \$\$ 1,3-Benzodioxol-4-ol #



Hit#4 Entry:8422 Library:NIST20R.lib

SI:71 Formula:C7H10N2O CAS:25680-58-4 MolWeight:138 RetIndex:1070

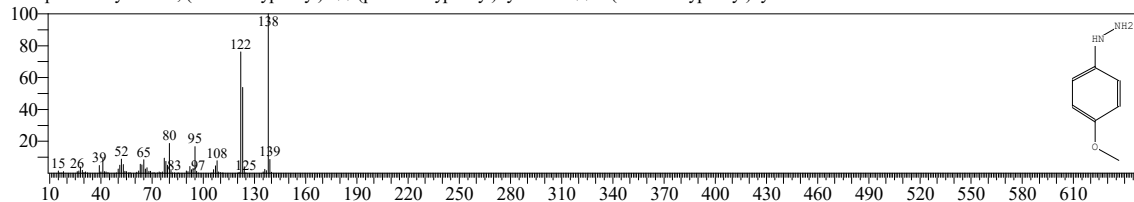
CompName:2-Ethyl-3-methoxypyrazine \$\$ 2-Methoxy-3-ethylpyrazine \$\$ Pyrazine, 2-ethyl-3-methoxy- \$\$ 3-Ethyl-2-methoxypyrazine \$\$ Pyrazine, 3-ethyl-



Hit#5 Entry:11222 Library:NIST20M1.lib

SI:70 Formula:C7H10N2O CAS:3471-32-7 MolWeight:138 RetIndex:1325

CompName:Hydrazine, (4-methoxyphenyl)- \$\$ (p-Methoxyphenyl)hydrazine \$\$ 1-(4-Methoxyphenyl)hydrazine #



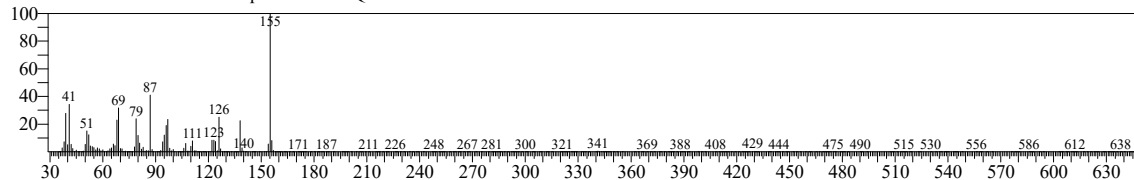
TNAU

<< Target >>

Line#:7 R.Time:13.375(Scan#:1676) MassPeaks:363

RawMode:Averaged 13.370-13.380(1675-1677) BasePeak:155.05(83769)

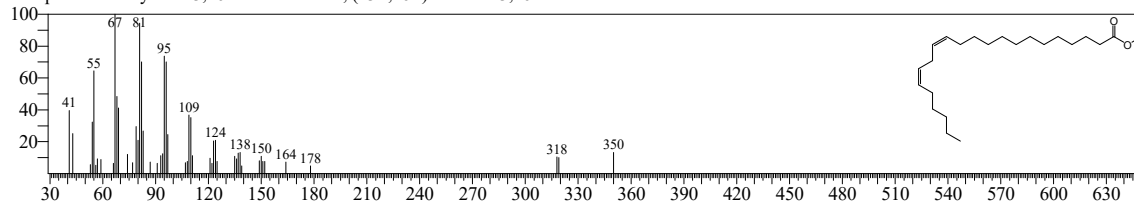
BG Mode:Calc. from Peak Group 1 - Event 1 Q3 Scan



Hit#:1 Entry:34 Library:FA_ME_SP2560_EI_V3.lib

SI:53 Formula:C23H42O2 CAS:7370-49-2 MolWeight:350 RetIndex:3169

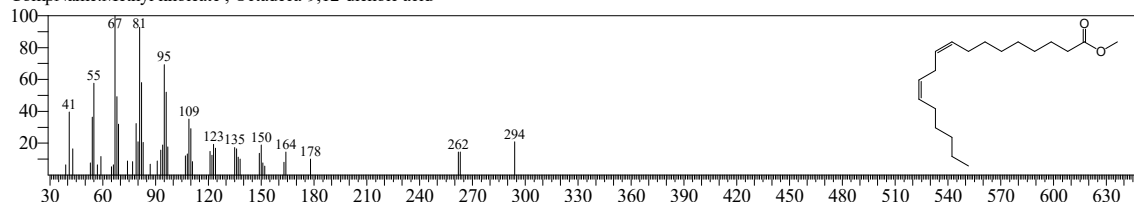
CompName:Methyl cis-13,16-Docosadienate ; (13Z,16E)-docosa-13,16-dienoic acid



Hit#:2 Entry:21 Library:FA_ME_SP2560_EI_V3.lib

SI:52 Formula:C19H34O2 CAS:60-33-3 MolWeight:294 RetIndex:2775

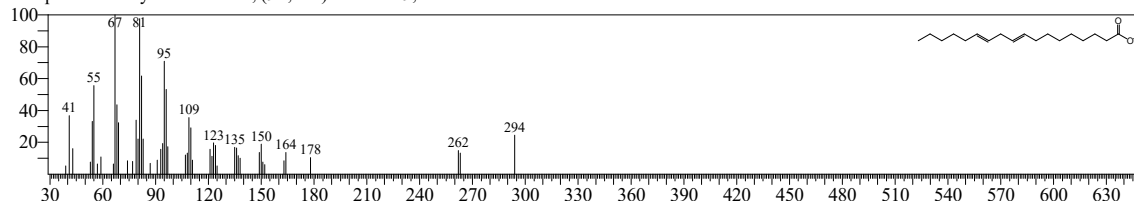
CompName:Methyl linoleate ; Octadeca-9,12-dienoic acid



Hit#:3 Entry:20 Library:FA_ME_SP2560_EI_V3.lib

SI:51 Formula:C19H34O2 CAS:506-21-8 MolWeight:294 RetIndex:2727

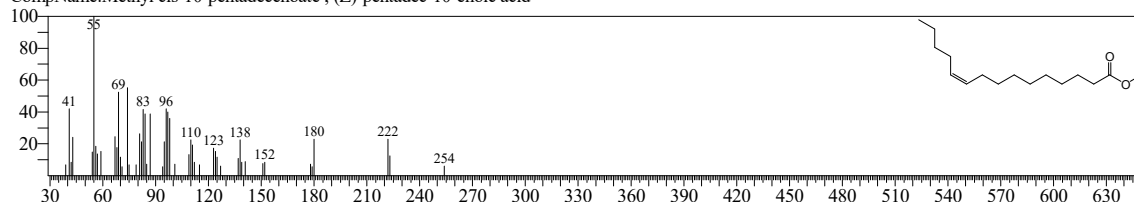
CompName:Methyl linolelaidate ; (9E,12E)-octadeca-9,12-dienoic acid



Hit#:4 Entry:11 Library:FA_ME_SP2560_EI_V3.lib

SI:51 Formula:C16H30O2 CAS:84743-29-3 MolWeight:254 RetIndex:2388

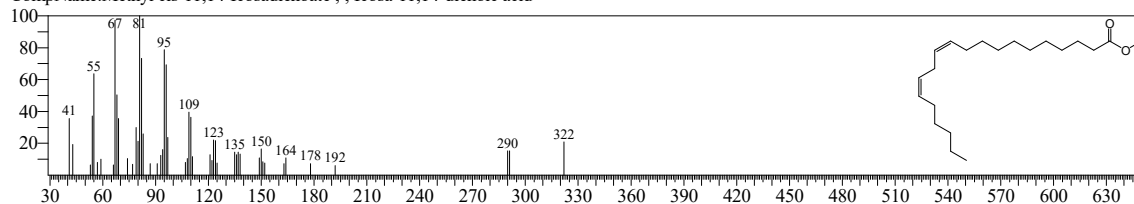
CompName:Methyl cis-10-pentadecenoate ; (Z)-pentadec-10-enoic acid



Hit#:5 Entry:27 Library:FA_ME_SP2560_EI_V3.lib

SI:51 Formula:C21H38O2 CAS:2091-39-6 MolWeight:322 RetIndex:2973

CompName:Methyl cis-11,14-Icosadienoate ; ; Icosa-11,14-dienoic acid



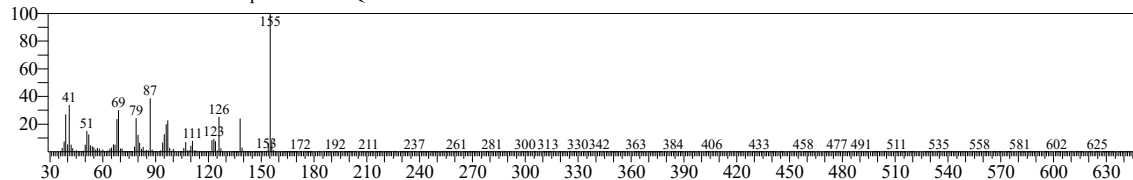
TNAU

<< Target >>

Line#:8 R.Time:13.570(Scan#:1715) MassPeaks:376

RawMode:Averaged 13.565-13.575(1714-1716) BasePeak:155.05(83287)

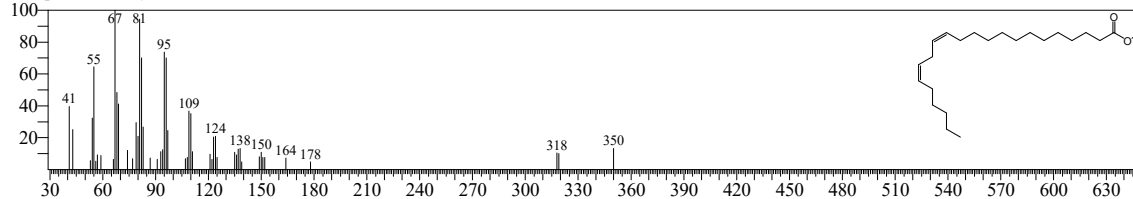
BG Mode:Calc. from Peak Group 1 - Event 1 Q3 Scan



Hit#:1 Entry:34 Library:FA_ME_SP2560_EI_V3.lib

SI:53 Formula:C23H42O2 CAS:7370-49-2 MolWeight:350 RetIndex:3169

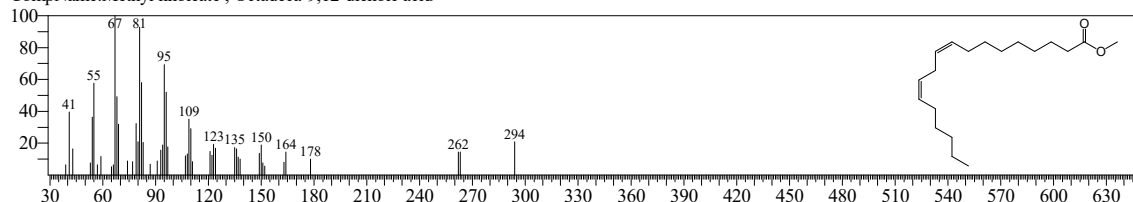
CompName:Methyl cis-13,16-Docosadienate ; (13Z,16E)-docosa-13,16-dienoic acid



Hit#:2 Entry:21 Library:FA_ME_SP2560_EI_V3.lib

SI:52 Formula:C19H34O2 CAS:60-33-3 MolWeight:294 RetIndex:2775

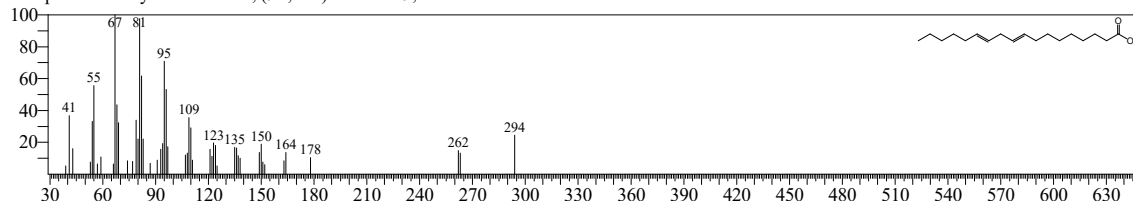
CompName:Methyl linoleate ; Octadeca-9,12-dienoic acid



Hit#:3 Entry:20 Library:FA_ME_SP2560_EI_V3.lib

SI:51 Formula:C19H34O2 CAS:506-21-8 MolWeight:294 RetIndex:2727

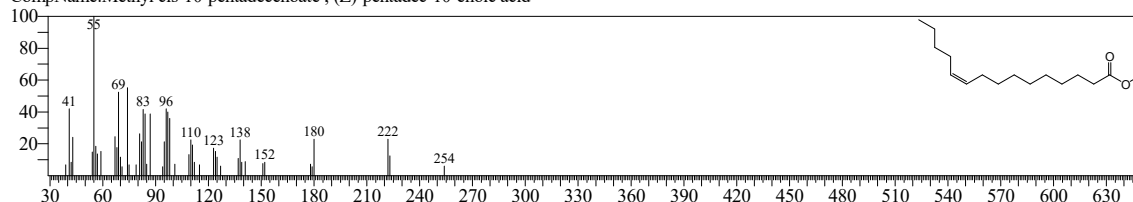
CompName:Methyl linolelaidate ; (9E,12E)-octadeca-9,12-dienoic acid



Hit#:4 Entry:11 Library:FA_ME_SP2560_EI_V3.lib

SI:51 Formula:C16H30O2 CAS:84743-29-3 MolWeight:254 RetIndex:2388

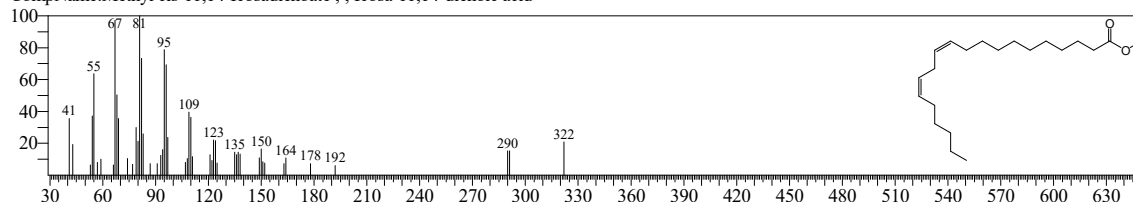
CompName:Methyl cis-10-pentadecenoate ; (Z)-pentadec-10-enoic acid



Hit#:5 Entry:27 Library:FA_ME_SP2560_EI_V3.lib

SI:51 Formula:C21H38O2 CAS:2091-39-6 MolWeight:322 RetIndex:2973

CompName:Methyl cis-11,14-Icosadienoate ; ; Icosa-11,14-dienoic acid



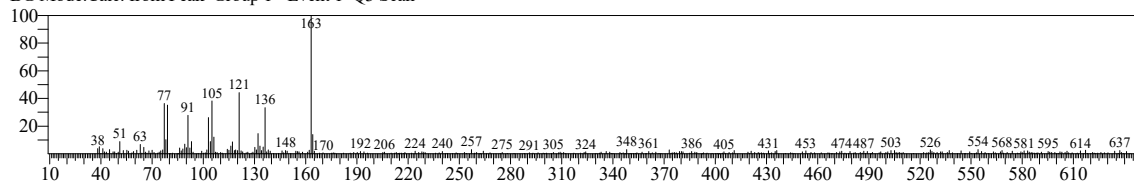
TNAU

<< Target >>

Line#9 R.Time:14.465(Scan#:1894) MassPeaks:345

RawMode:Averaged 14.460-14.470(1893-1895) BasePeak:163.10(1451)

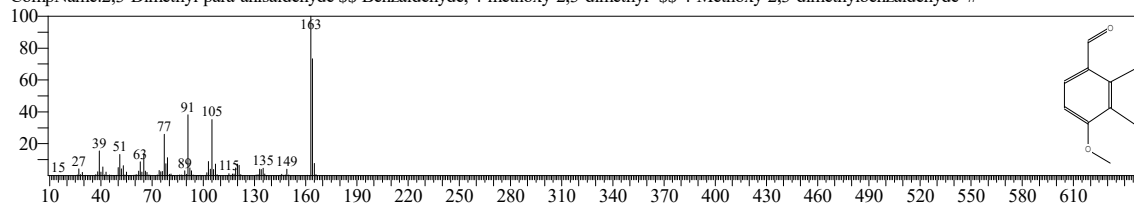
BG Mode:Calc. from Peak Group 1 - Event 1 Q3 Scan



Hit#1 Entry:25351 Library:NIST20M1.lib

SI:73 Formula:C10H12O2 CAS:38998-17-3 MolWeight:164 RetIndex:1398

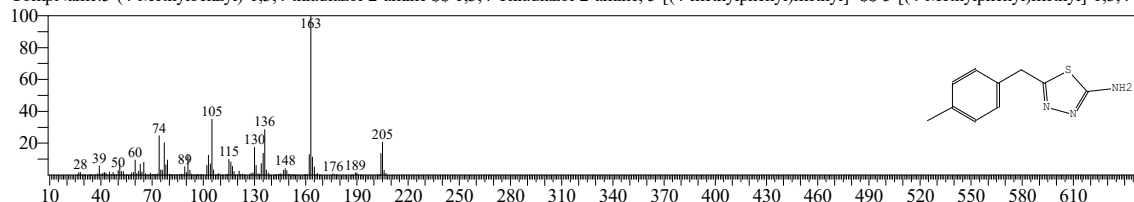
CompName:2,3-Dimethyl-para-anisaldehyde \$\$ Benzaldehyde, 4-methoxy-2,3-dimethyl- \$\$ 4-Methoxy-2,3-dimethylbenzaldehyde #



Hit#2 Entry:57597 Library:NIST20M1.lib

SI:71 Formula:C10H11N3S CAS:39181-45-8 MolWeight:205 RetIndex:1890

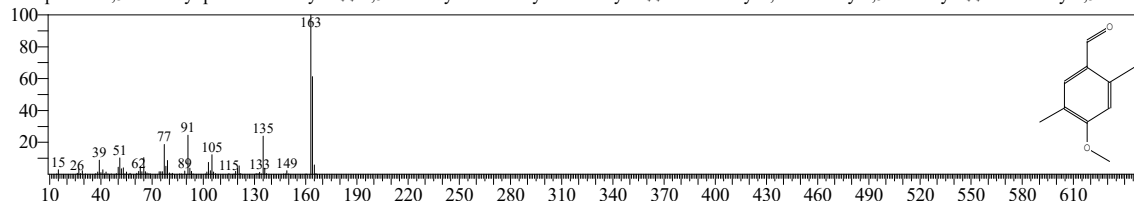
CompName:5-(4-Methylbenzyl)-1,3,4-thiadiazol-2-amine \$\$ 1,3,4-Thiadiazol-2-amine, 5-[(4-methylphenyl)methyl]- \$\$ 5-[(4-Methylphenyl)methyl]-1,3,4-tl



Hit#3 Entry:25340 Library:NIST20M1.lib

SI:71 Formula:C10H12O2 CAS:6745-75-1 MolWeight:164 RetIndex:1398

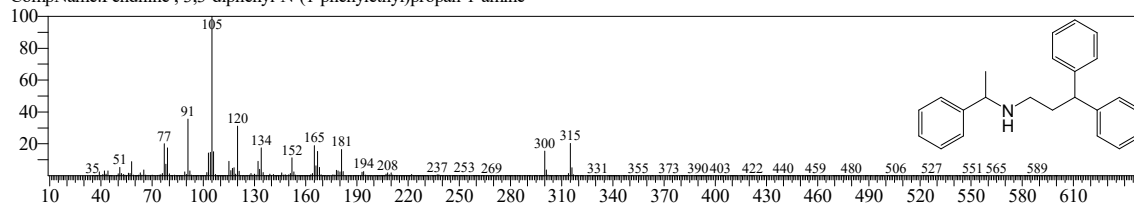
CompName:2,5-Dimethyl-para-anisaldehyde \$\$ 2,5-Dimethyl-4-methoxybenzaldehyde \$\$ Benzaldehyde, 4-methoxy-2,5-dimethyl- \$\$ 4-Methoxy-2,5-dimet



Hit#4 Entry:530 Library:OA_TMS_DB5_67min_V3.lib

SI:48 Formula:C23H25N CAS:13042-18-7 MolWeight:315 RetIndex:2545

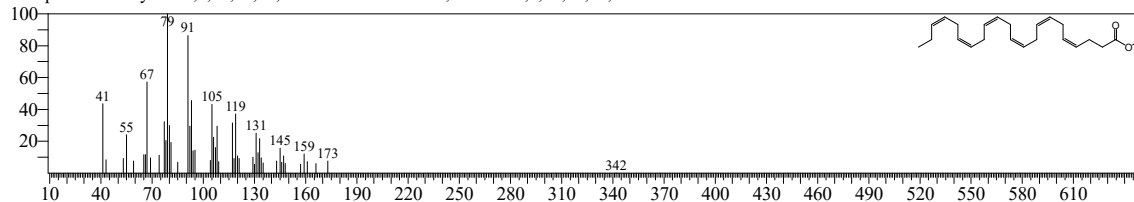
CompName:Fendiline ; 3,3-diphenyl-N-(1-phenylethyl)propan-1-amine



Hit#5 Entry:38 Library:FA_ME_SP2560_EI_V3.lib

SI:45 Formula:C23H34O2 CAS:6217-54-5 MolWeight:342 RetIndex:3514

CompName:Methyl cis-4,7,10,13,16,19-Docosahexaenoate ; Docosa-4,7,10,13,16,19-hexaenoic acid



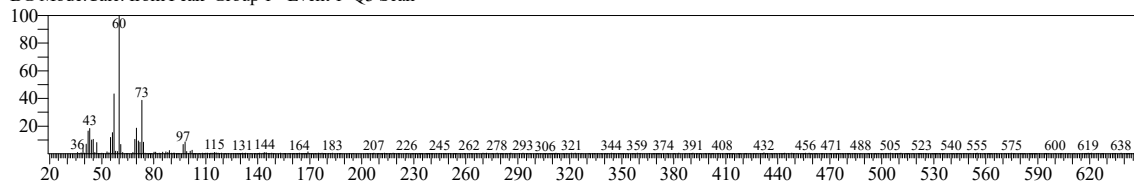
TNAU

<< Target >>

Line#:10 R.Time:18.125(Scan#:2626) MassPeaks:384

RawMode:Averaged 18.120-18.130(2625-2627) BasePeak:60.00(8689)

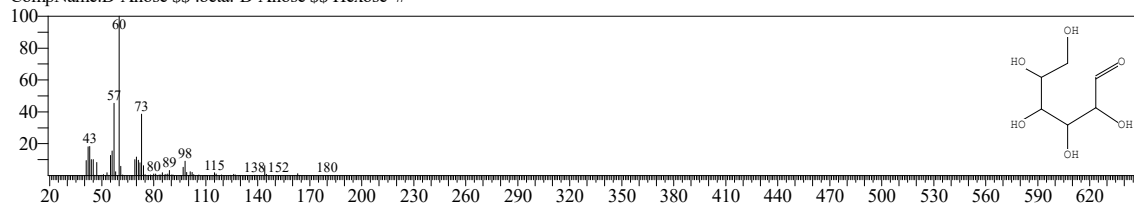
BG Mode:Calc. from Peak Group 1 - Event 1 Q3 Scan



Hit#:1 Entry:36240 Library:NIST20M1.lib

SI:95 Formula:C₆H₁₂O₆ CAS:2595-97-3 MolWeight:180 RetIndex:1698

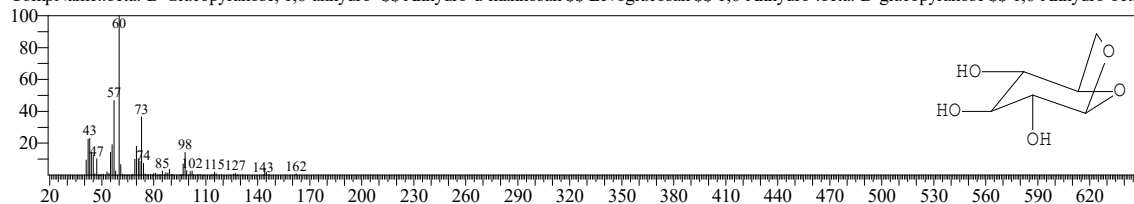
CompName:D-Allose \$\$.beta.-D-Allose \$\$ Hexose #



Hit#:2 Entry:13905 Library:NIST20R.lib

SI:94 Formula:C₆H₁₀O₅ CAS:498-07-7 MolWeight:162 RetIndex:1404

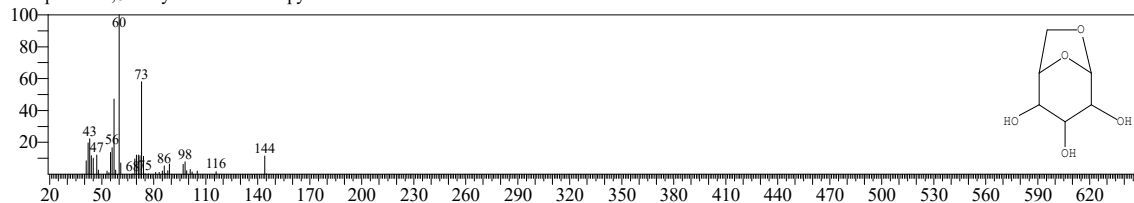
CompName:.beta.-D-Glucopyranose, 1,6-anhydro- \$\$ Anhydro-d-mannosan \$\$ Levoglucosan \$\$ 1,6-Anhydro-.beta.-D-glucopyranose \$\$ 1,6-Anhydro-beta-



Hit#:3 Entry:23812 Library:NIST20M1.lib

SI:92 Formula:C₆H₁₀O₅ CAS:0-00-0 MolWeight:162 RetIndex:1404

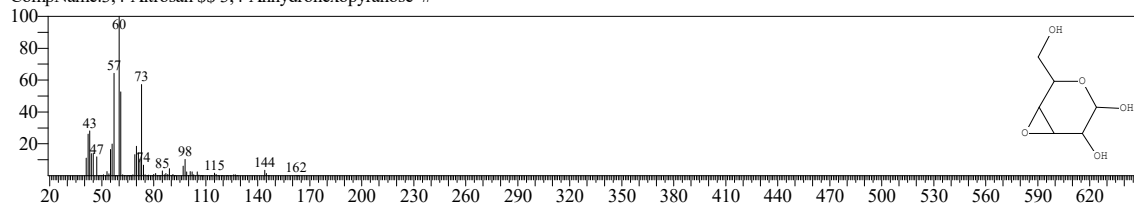
CompName:1,6-Anhydro-.beta.-d-talopyranose



Hit#:4 Entry:23808 Library:NIST20M1.lib

SI:89 Formula:C₆H₁₀O₅ CAS:0-00-0 MolWeight:162 RetIndex:1400

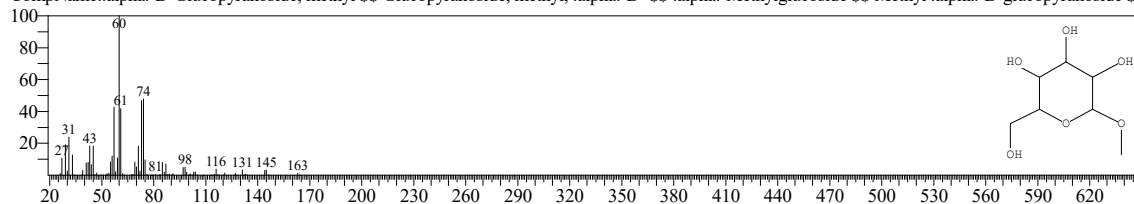
CompName:3,4-Altrosan \$\$ 3,4-Anhydrohexopyranose #



Hit#:5 Entry:21209 Library:NIST20R.lib

SI:85 Formula:C₇H₁₄O₆ CAS:97-30-3 MolWeight:194 RetIndex:1714

CompName:.alpha.-D-Glucopyranoside, methyl \$\$ Glucopyranoside, methyl, .alpha.-D- \$\$.alpha.-Methylglucoside \$\$ Methyl .alpha.-D-glucopyranoside \$\$



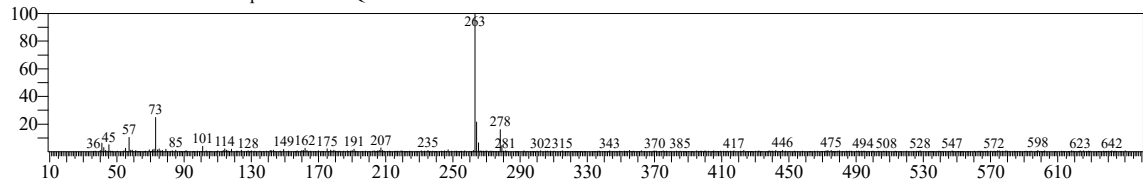
TNAU

<< Target >>

Line#:11 R.Time:19.195(Scan#:2840) MassPeaks:401

RawMode:Averaged 19.190-19.200(2839-2841) BasePeak:263.15(4843)

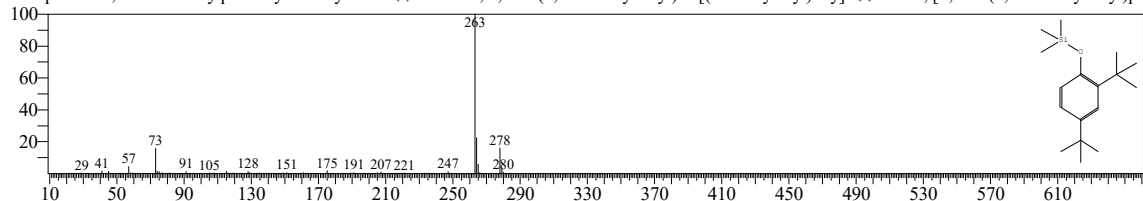
BG Mode:Calc. from Peak Group 1 - Event 1 Q3 Scan



Hit#:1 Entry:33874 Library:NIST20R.lib

SI:86 Formula:C17H30OSi CAS:53925-65-8 MolWeight:278 RetIndex:1632

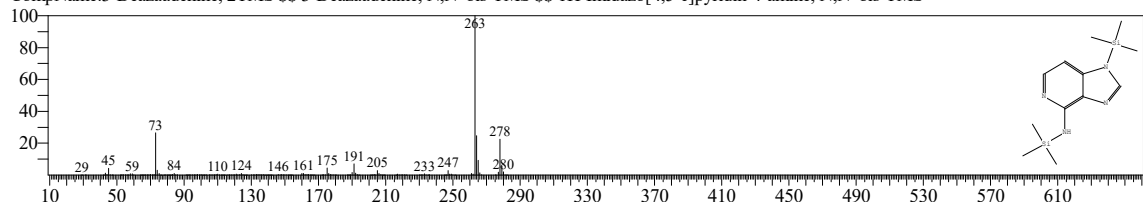
CompName:2,4-Di-tert-butylphenoxytrimethylsilane \$\$ Benzene, 2,4-bis(1,1-dimethylethyl)-1-[(trimethylsilyl)oxy]- \$\$ Silane, [2,4-bis(1,1-dimethylethyl)ph



Hit#:2 Entry:136557 Library:NIST20M1.lib

SI:80 Formula:C12H22N4Si2 CAS:0-00-0 MolWeight:278 RetIndex:1703

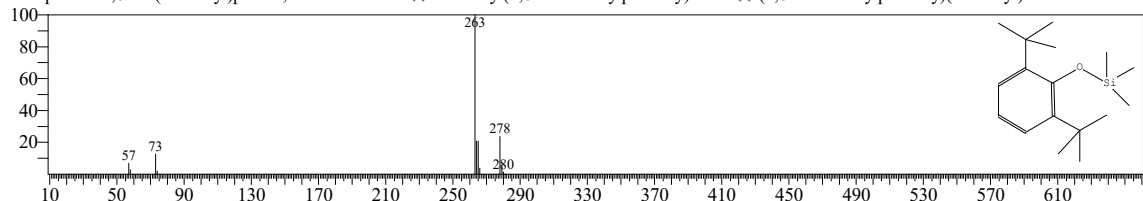
CompName:3-Deazaadenine, 2TMS \$\$ 3-Deazaadenine, N,N'-bis-TMS \$\$ 1H-Imidazo[4,5-c]pyridin-4-amine, N,N'-bis-TMS



Hit#:3 Entry:33871 Library:NIST20R.lib

SI:79 Formula:C17H30OSi CAS:10416-73-6 MolWeight:278 RetIndex:1632

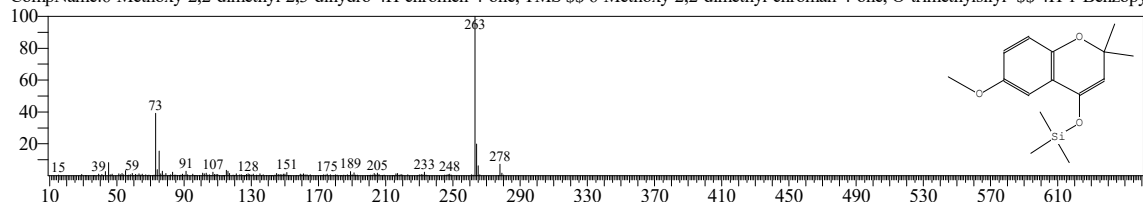
CompName:2,6-Bis(tert-butyl)phenol, TMS derivative \$\$ Trimethyl(2,6 di-tert-butylphenoxy)silane \$\$ (2,6-Di-tert-butylphenoxy)(trimethyl)silane #



Hit#:4 Entry:137020 Library:NIST20M1.lib

SI:76 Formula:C15H22O3Si CAS:0-00-0 MolWeight:278 RetIndex:1736

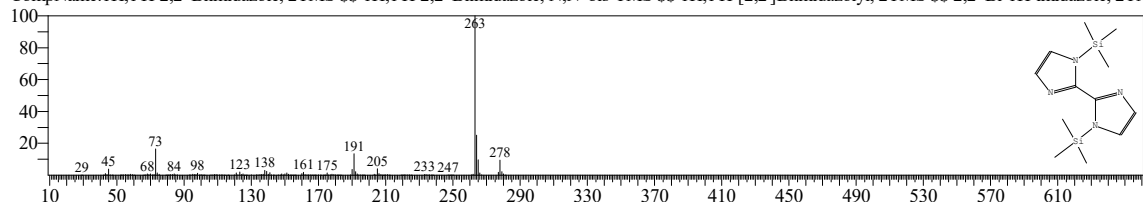
CompName:6-Methoxy-2,2-dimethyl-2,3-dihydro-4H-chromen-4-one, TMS \$\$ 6-Methoxy-2,2-dimethyl-chroman-4-one, O-trimethylsilyl- \$\$ 4H-1-Benzopy



Hit#:5 Entry:136556 Library:NIST20M1.lib

SI:75 Formula:C12H22N4Si2 CAS:0-00-0 MolWeight:278 RetIndex:1606

CompName:1H,1'H-2,2'-Biimidazole, 2TMS \$\$ 1H,1'H-2,2'-Biimidazole, N,N'-bis-TMS \$\$ 1H,1'H-[2,2']Biimidazolyl, 2TMS \$\$ 2,2'-Bi-1H-imidazole, 2TMS



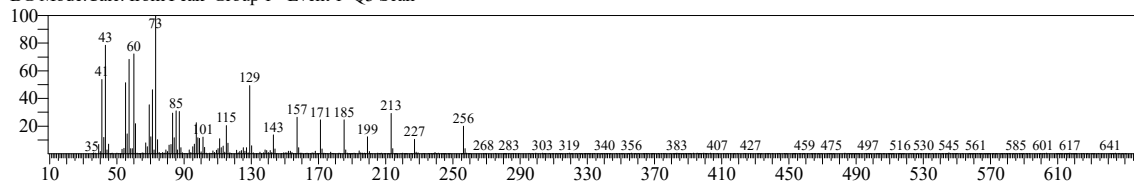
TNAU

<< Target >>

Line#:12 R.Time:28.300(Scan#:4661) MassPeaks:408

RawMode:Averaged 28.295-28.305(4660-4662) BasePeak:73.05(8743)

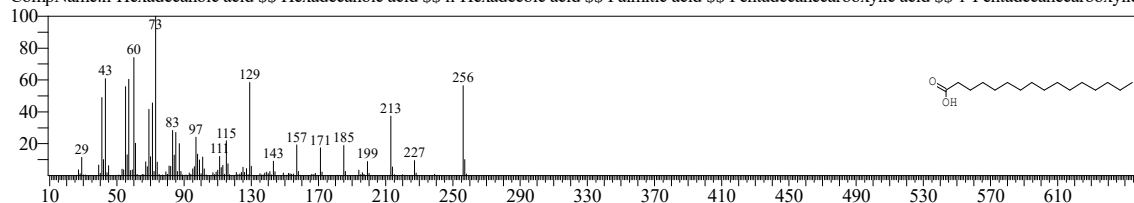
BG Mode:Calc. from Peak Group 1 - Event 1 Q3 Scan



Hit#:1 Entry:31600 Library:NIST20R.lib

SI:95 Formula:C16H32O2 CAS:57-10-3 MolWeight:256 RetIndex:1968

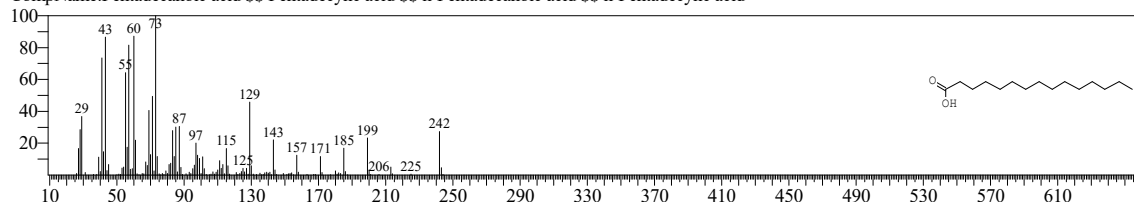
CompName:n-Hexadecanoic acid \$\$ Hexadecanoic acid \$\$ n-Hexadecic acid \$\$ Palmitic acid \$\$ Pentadecanecarboxylic acid \$\$ 1-Pentadecanecarboxylic



Hit#:2 Entry:29890 Library:NIST20R.lib

SI:92 Formula:C15H30O2 CAS:1002-84-2 MolWeight:242 RetIndex:1869

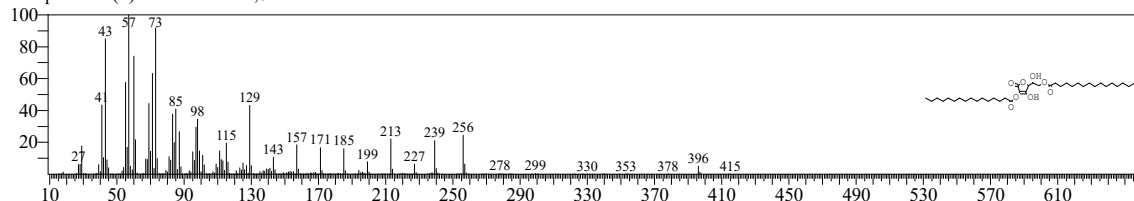
CompName:Pentadecanoic acid \$\$ Pentadecylic acid \$\$ n-Pentadecanoic acid \$\$ n-Pentadecylic acid



Hit#:3 Entry:44286 Library:NIST20M2.lib

SI:91 Formula:C38H68O8 CAS:28474-90-0 MolWeight:652 RetIndex:4765

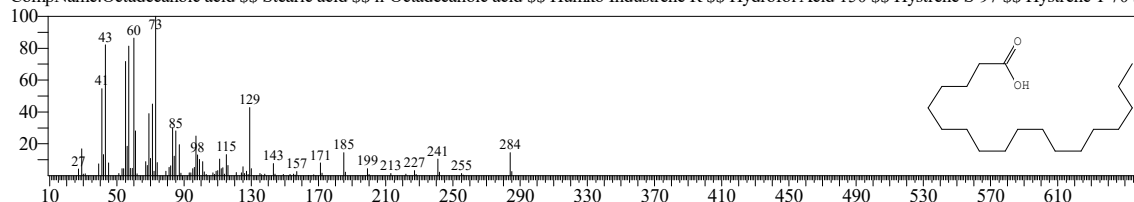
CompName:l-(+)-Ascorbic acid 2,6-dihexadecanoate



Hit#:4 Entry:144781 Library:NIST20M1.lib

SI:90 Formula:C18H36O2 CAS:57-11-4 MolWeight:284 RetIndex:2167

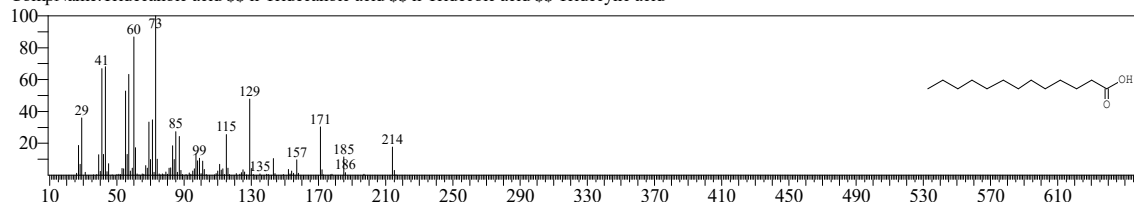
CompName:Octadecanoic acid \$\$ Stearic acid \$\$ n-Octadecanoic acid \$\$ Humko Industriene R \$\$ Hydrofol Acid 150 \$\$ Hystrene S-97 \$\$ Hystrene T-70 \$



Hit#:5 Entry:25643 Library:NIST20R.lib

SI:90 Formula:C13H26O2 CAS:638-53-9 MolWeight:214 RetIndex:1670

CompName:Tridecanoic acid \$\$ n-Tridecanoic acid \$\$ n-Tridecoic acid \$\$ Tridecylic acid



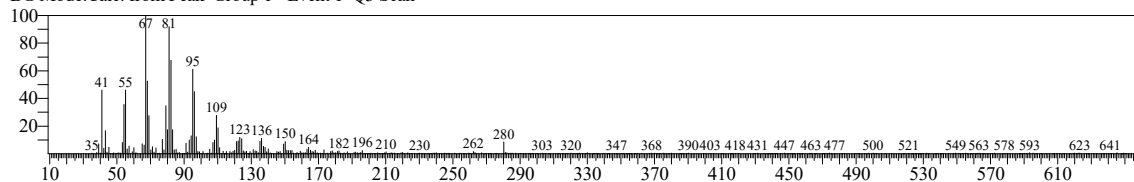
TNAU

<< Target >>

Line#:13 R.Time:31.475(Scan#:5296) MassPeaks:389

RawMode:Averaged 31.470-31.480(5295-5297) BasePeak:67.05(6023)

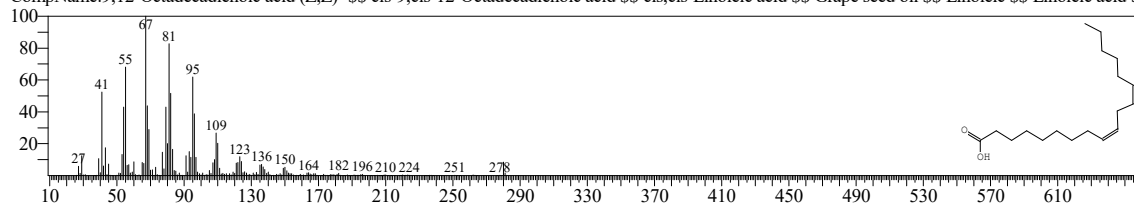
BG Mode:Calc. from Peak Group 1 - Event 1 Q3 Scan



Hit#:1 Entry:34035 Library:NIST20R.lib

SI:95 Formula:C18H32O2 CAS:60-33-3 MolWeight:280 RetIndex:2183

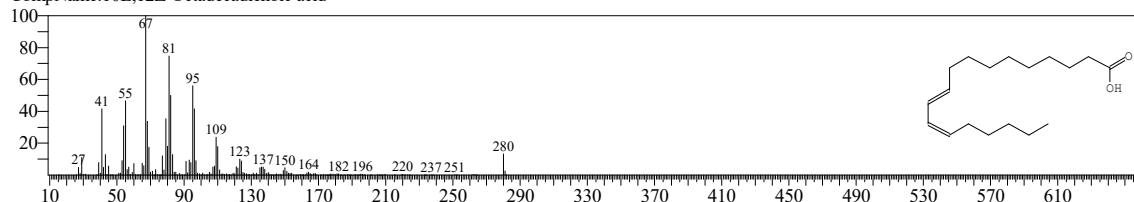
CompName:9,12-Octadecadienoic acid (Z,Z)- \$\$ cis-9,cis-12-Octadecadienoic acid \$\$ cis,cis-Linoleic acid \$\$ Grape seed oil \$\$ Linoleic acid \$



Hit#:2 Entry:139646 Library:NIST20M1.lib

SI:94 Formula:C18H32O2 CAS:2420-56-6 MolWeight:280 RetIndex:2183

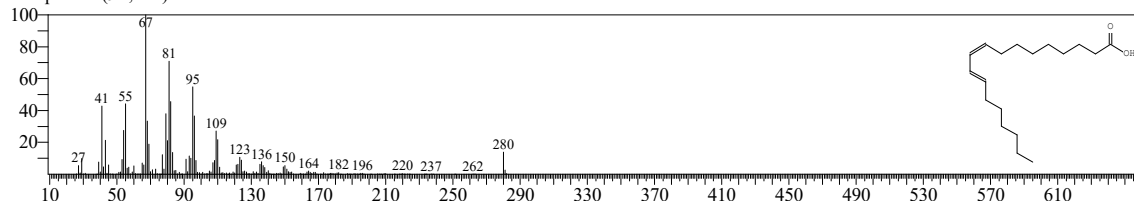
CompName:10E,12Z-Octadecadienoic acid



Hit#:3 Entry:139651 Library:NIST20M1.lib

SI:94 Formula:C18H32O2 CAS:544-71-8 MolWeight:280 RetIndex:2183

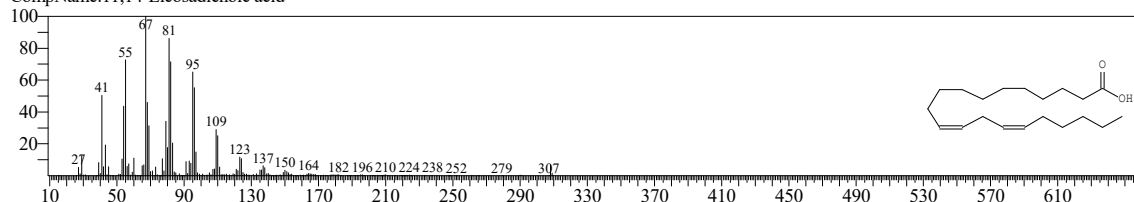
CompName:(9E,11E)-Octadecadienoic acid



Hit#:4 Entry:173215 Library:NIST20M1.lib

SI:94 Formula:C20H36O2 CAS:2091-39-6 MolWeight:308 RetIndex:2382

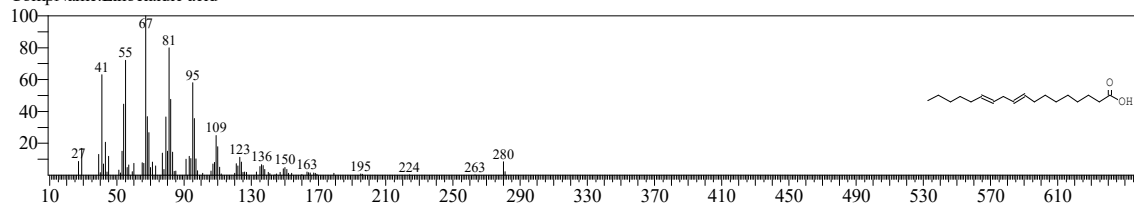
CompName:11,14-Eicosadienoic acid



Hit#:5 Entry:139661 Library:NIST20M1.lib

SI:93 Formula:C18H32O2 CAS:506-21-8 MolWeight:280 RetIndex:2183

CompName:Linoelaidic acid



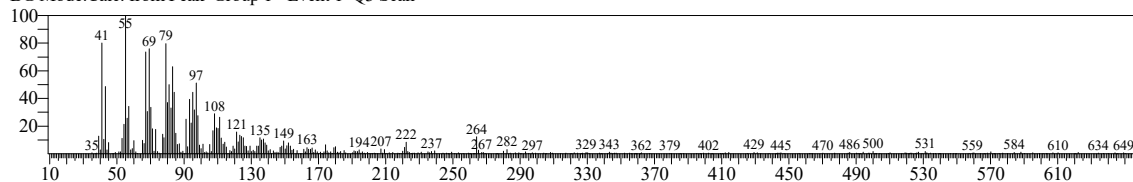
TNAU

<< Target >>

Line#:14 R.Time:31.585(Scan#:5318) MassPeaks:330

RawMode:Averaged 31.580-31.590(5317-5319) BasePeak:55.05(2854)

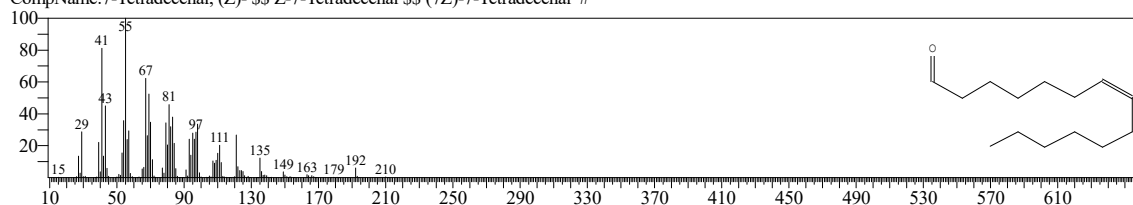
BG Mode:Calc. from Peak Group 1 - Event 1 Q3 Scan



Hit#:1 Entry:63176 Library:NIST20M1.lib

SI:88 Formula:C14H26O CAS:65128-96-3 MolWeight:210 RetIndex:1609

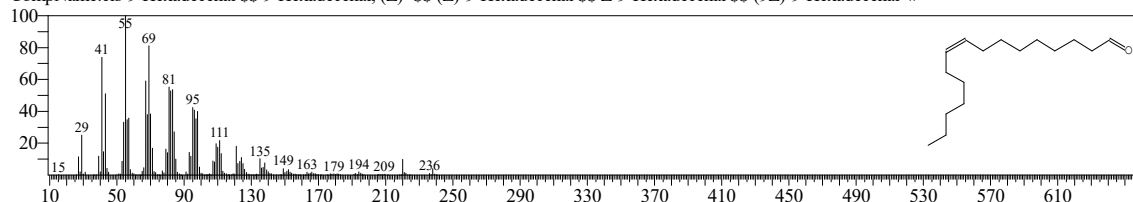
CompName:7-Tetradecenal, (Z)- \$\$ Z-7-Tetradecenal \$\$ (7Z)-7-Tetradecenal #



Hit#:2 Entry:92244 Library:NIST20M1.lib

SI:88 Formula:C16H30O CAS:56219-04-6 MolWeight:238 RetIndex:1808

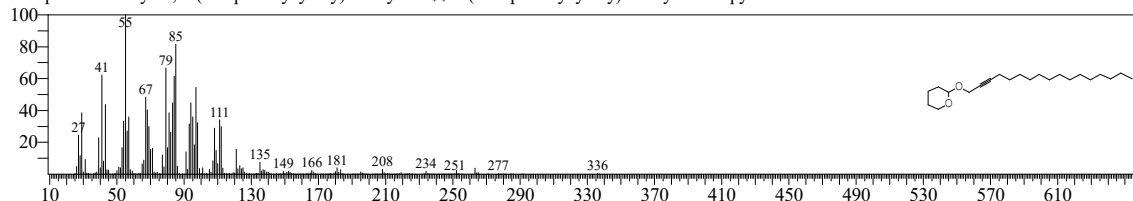
CompName:cis-9-Hexadecenal \$\$ 9-Hexadecenal, (Z)- \$\$ (Z)-9-Hexadecenal \$\$ Z-9-Hexadecenal \$\$ (9Z)-9-Hexadecenal #



Hit#:3 Entry:205575 Library:NIST20M1.lib

SI:87 Formula:C22H40O2 CAS:69502-96-1 MolWeight:336 RetIndex:2453

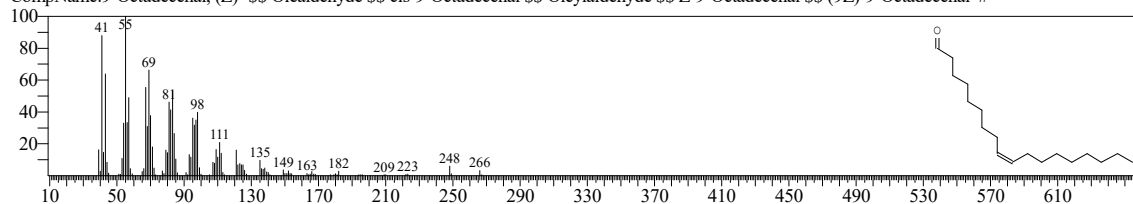
CompName:2H-Pyran, 2-(2-heptadecyloxy)tetrahydro- \$\$ 2-(2-Heptadecyloxy)tetrahydro-2H-pyran #



Hit#:4 Entry:123421 Library:NIST20M1.lib

SI:87 Formula:C18H34O CAS:2423-10-1 MolWeight:266 RetIndex:2007

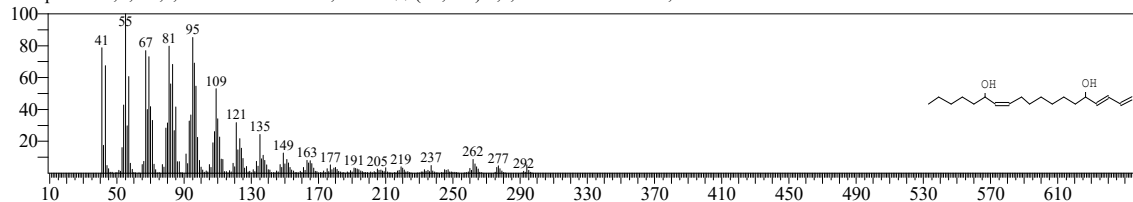
CompName:9-Octadecenal, (Z)- \$\$ Olealdehyde \$\$ cis-9-Octadecenal \$\$ Oleylaldehyde \$\$ Z-9-Octadecenal \$\$ (9Z)-9-Octadecenal #



Hit#:5 Entry:156549 Library:NIST20M1.lib

SI:87 Formula:C19H34O2 CAS:0-00-0 MolWeight:294 RetIndex:2241

CompName:E,E,Z-1,3,12-Nonadecatriene-5,14-diol \$\$ (3E,12Z)-1,3,12-Nonadecatriene-5,14-diol #



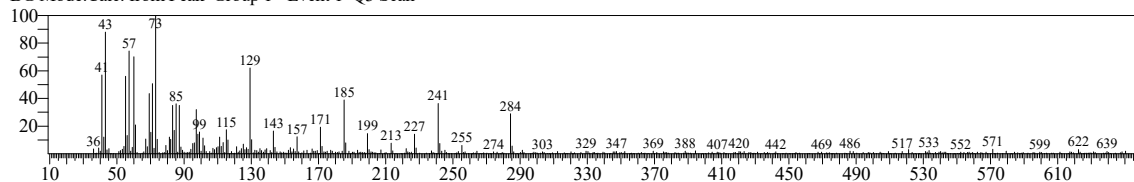
TNAU

<< Target >>

Line#:15 R.Time:32.030(Scan#:5407) MassPeaks:421

RawMode:Averaged 32.025-32.035(5406-5408) BasePeak:73.05(1933)

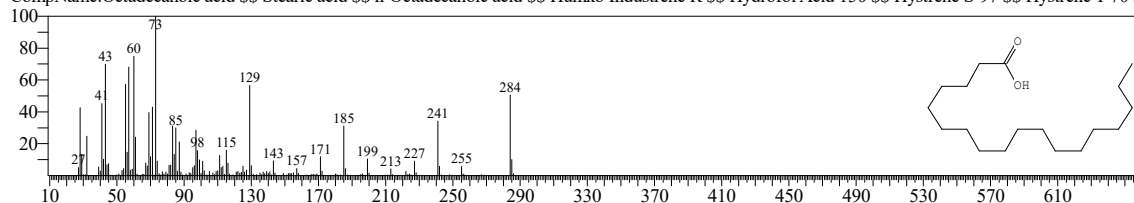
BG Mode:Calc. from Peak Group 1 - Event 1 Q3 Scan



Hit#:1 Entry:34463 Library:NIST20R.lib

SI:92 Formula:C18H36O2 CAS:57-11-4 MolWeight:284 RetIndex:2167

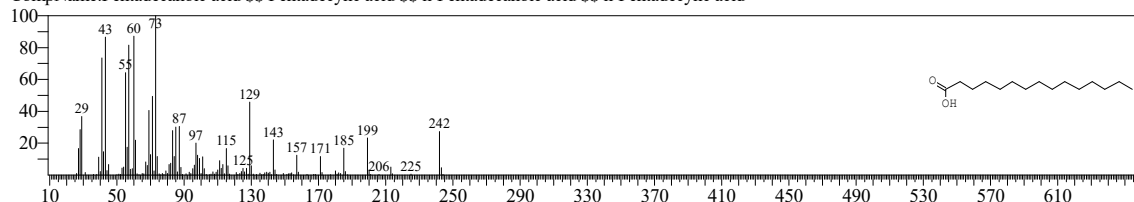
CompName:Octadecanoic acid \$\$ Stearic acid \$\$ n-Octadecanoic acid \$\$ Humko Industrane R \$\$ Hydrofol Acid 150 \$\$ Hystrene S-97 \$\$ Hystrene T-70 \$



Hit#:2 Entry:29890 Library:NIST20R.lib

SI:89 Formula:C15H30O2 CAS:1002-84-2 MolWeight:242 RetIndex:1869

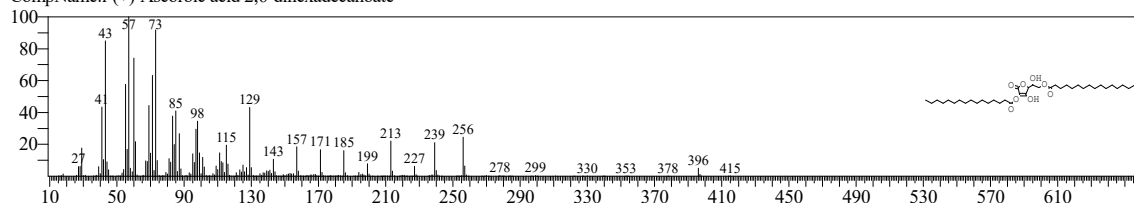
CompName:Pentadecanoic acid \$\$ Pentadecylic acid \$\$ n-Pentadecanoic acid \$\$ n-Pentadecylic acid



Hit#:3 Entry:44286 Library:NIST20M2.lib

SI:87 Formula:C38H68O8 CAS:28474-90-0 MolWeight:652 RetIndex:4765

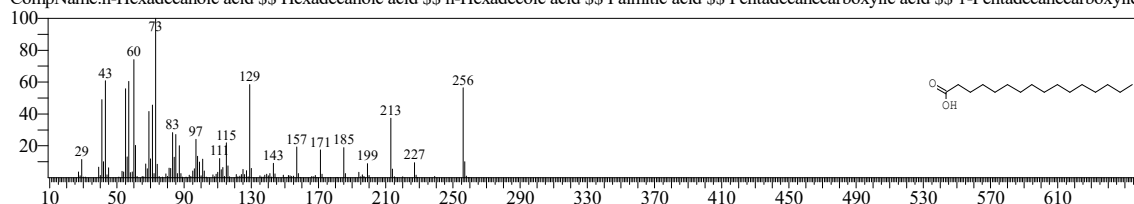
CompName:l-(+)-Ascorbic acid 2,6-dihexadecanoate



Hit#:4 Entry:31600 Library:NIST20R.lib

SI:87 Formula:C16H32O2 CAS:57-10-3 MolWeight:256 RetIndex:1968

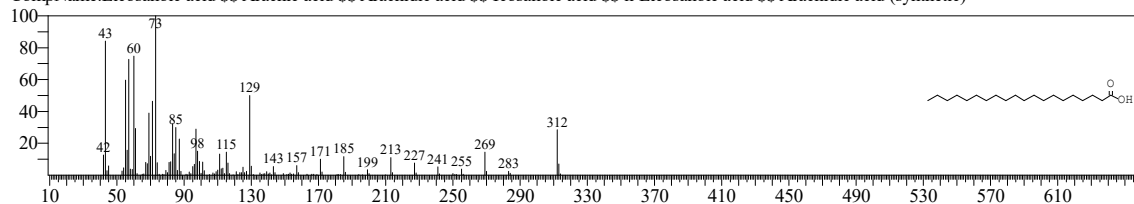
CompName:n-Hexadecanoic acid \$\$ Hexadecanoic acid \$\$ n-Hexadecanoic acid \$\$ Palmitic acid \$\$ Pentadecanecarboxylic acid \$\$ 1-Pentadecanecarboxylic



Hit#:5 Entry:178153 Library:NIST20M1.lib

SI:86 Formula:C20H40O2 CAS:506-30-9 MolWeight:312 RetIndex:2366

CompName:Eicosanoic acid \$\$ Arachic acid \$\$ Arachidic acid \$\$ Icosanoic acid \$\$ n-Eicosanoic acid \$\$ Arachidic acid (synthetic)



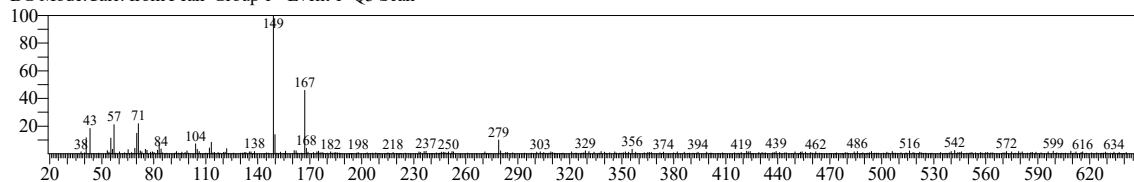
TNAU

<< Target >>

Line#:16 R.Time:39.895(Scan#:6980) MassPeaks:346

RawMode:Averaged 39.890-39.900(6979-6981) BasePeak:149.00(1950)

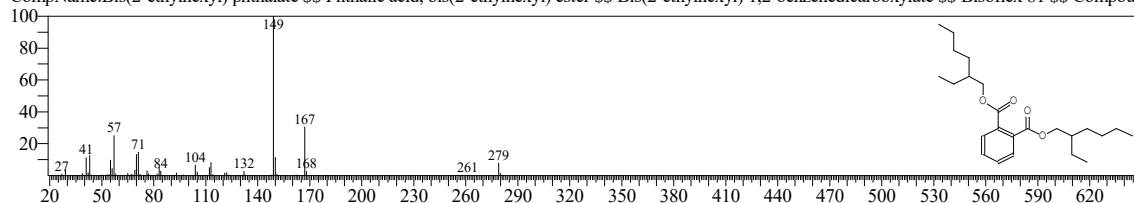
BG Mode:Calc. from Peak Group 1 - Event 1 Q3 Scan



Hit#:1 Entry:41263 Library:NIST20R.lib

SI:87 Formula:C24H38O4 CAS:117-81-7 MolWeight:390 RetIndex:2704

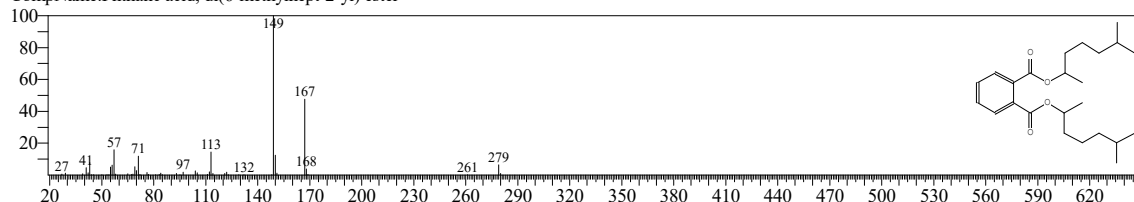
CompName:Bis(2-ethylhexyl) phthalate \$\$ Phthalic acid, bis(2-ethylhexyl) ester \$\$ Bis(2-ethylhexyl) 1,2-benzenedicarboxylate \$\$ Bisoflex 81 \$\$ Compound



Hit#:2 Entry:254360 Library:NIST20M1.lib

SI:83 Formula:C24H38O4 CAS:0-00-0 MolWeight:390 RetIndex:2575

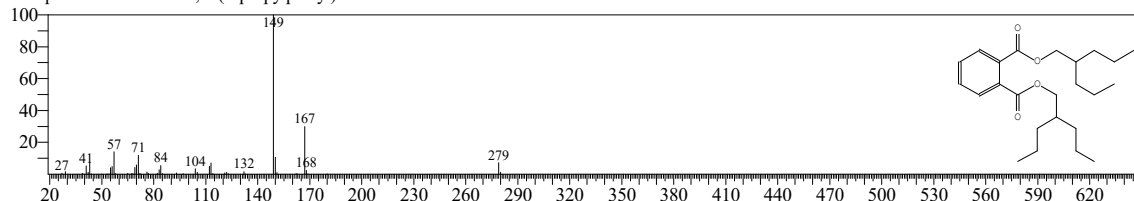
CompName:Phthalic acid, di(6-methylhept-2-yl) ester



Hit#:3 Entry:254434 Library:NIST20M1.lib

SI:83 Formula:C24H38O4 CAS:0-00-0 MolWeight:390 RetIndex:2704

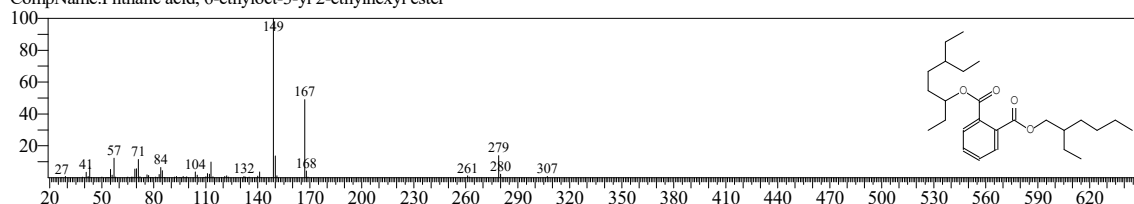
CompName:Phthalic acid, di(2-propylpentyl) ester



Hit#:4 Entry:10247 Library:NIST20M2.lib

SI:83 Formula:C26H42O4 CAS:0-00-0 MolWeight:418 RetIndex:2838

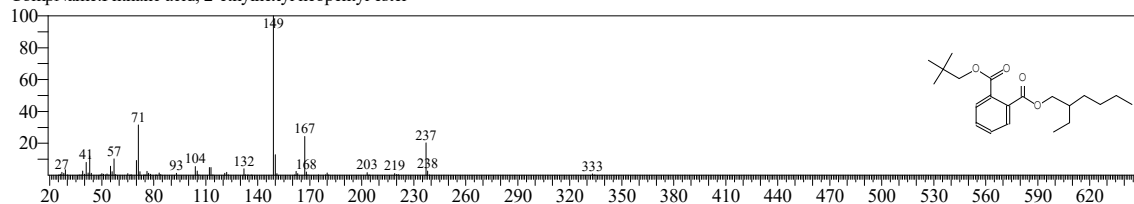
CompName:Phthalic acid, 6-ethyloct-3-yl 2-ethylhexyl ester



Hit#:5 Entry:218672 Library:NIST20M1.lib

SI:80 Formula:C21H32O4 CAS:0-00-0 MolWeight:348 RetIndex:2385

CompName:Phthalic acid, 2-ethylhexyl neopentyl ester



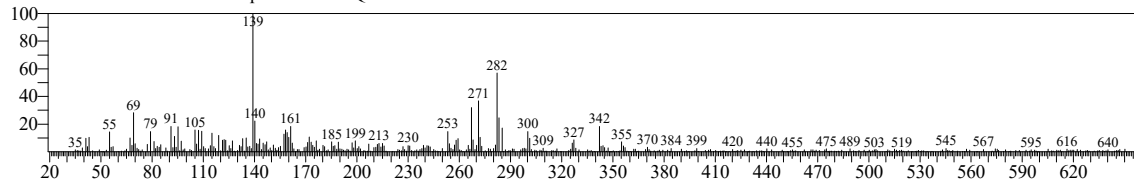
TNAU

<< Target >>

Line#:17 R.Time:45.585(Scan#:8118) MassPeaks:419

RawMode:Averaged 45.580-45.590(8117-8119) BasePeak:139.10(1783)

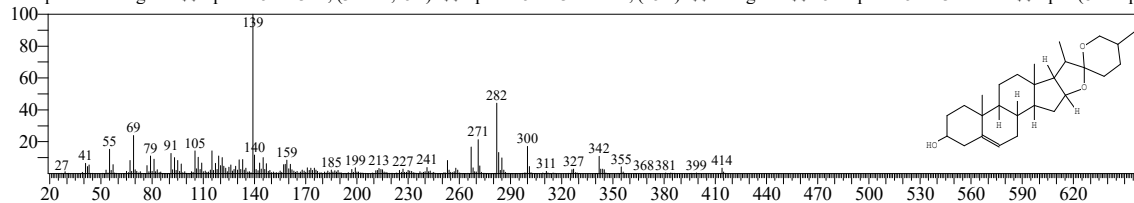
BG Mode:Calc. from Peak Group 1 - Event 1 Q3 Scan



Hit#:1 Entry:8297 Library:NIST20M2.lib

SI:81 Formula:C27H42O3 CAS:512-04-9 MolWeight:414 RetIndex:2844

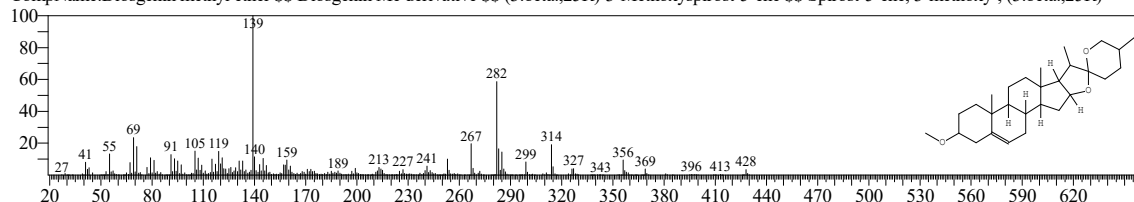
CompName:Diosgenin \$\$ Spirost-5-en-3-ol, (3.beta.,25R)- \$\$ Spirost-5-en-3.beta.-ol, (25R)- \$\$ Nitrogenin \$\$ 25D-spirost-5-en-3.beta.-ol \$\$ Spiro(8H-nap



Hit#:2 Entry:14852 Library:NIST20M2.lib

SI:73 Formula:C28H44O3 CAS:116292-24-1 MolWeight:428 RetIndex:2793

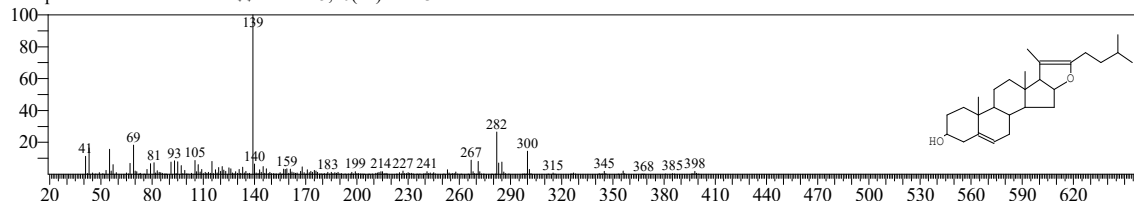
CompName:Diosgenin methyl ether \$\$ Diosgenin Me derivative \$\$ (3.beta.,25R)-3-Methoxyspirost-5-ene \$\$ Spirost-5-ene, 3-methoxy-, (3.beta.,25R)-



Hit#:3 Entry:41561 Library:NIST20R.lib

SI:71 Formula:C27H42O2 CAS:32277-73-9 MolWeight:398 RetIndex:2713

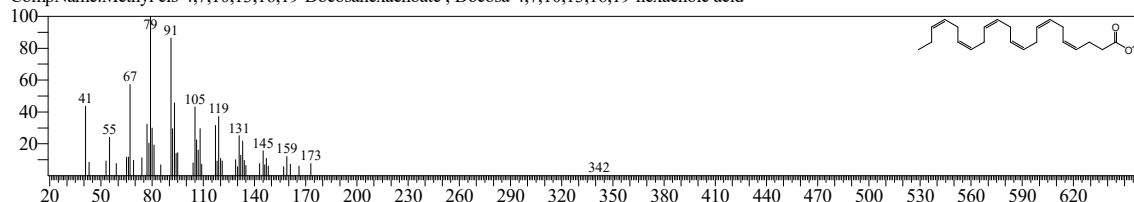
CompName:Des-N-solasodine \$\$ Furosta-5,20(22)-dien-3-ol #



Hit#:4 Entry:38 Library:FA_ME_SP2560_EI_V3.lib

SI:38 Formula:C23H34O2 CAS:6217-54-5 MolWeight:342 RetIndex:3514

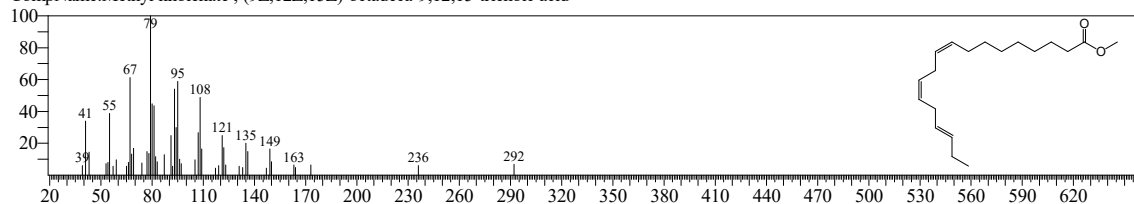
CompName:Methyl cis-4,7,10,13,16,19-Docosahexaenoate ; Docosa-4,7,10,13,16,19-hexaenoic acid



Hit#:5 Entry:25 Library:FA_ME_SP2560_EI_V3.lib

SI:38 Formula:C19H32O2 CAS:463-40-1 MolWeight:292 RetIndex:2892

CompName:Methyl linolenate ; (9Z,12Z,15Z)-octadeca-9,12,15-trienoic acid



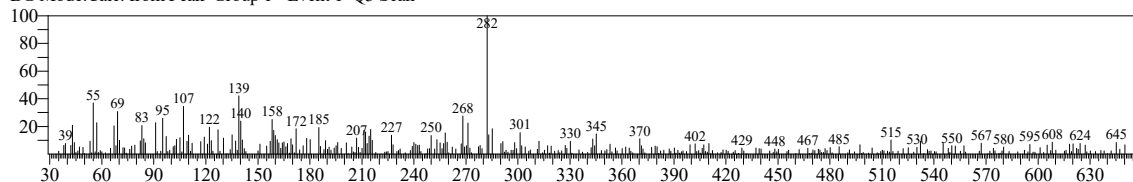
TNAU

<< Target >>

Line#:18 R.Time:45.620(Scan#:8125) MassPeaks:365

RawMode:Averaged 45.615-45.625(8124-8126) BasePeak:282.20(450)

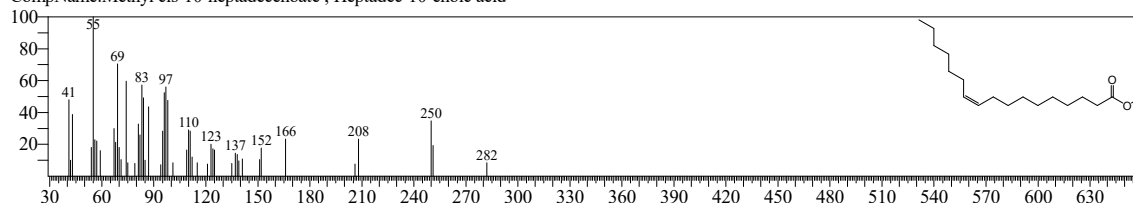
BG Mode:Calc. from Peak Group 1 - Event 1 Q3 Scan



Hit#:1 Entry:15 Library:FA_ME_SP2560_EI_V3.lib

SI:34 Formula:C18H34O2 CAS:29743-97-3 MolWeight:282 RetIndex:2581

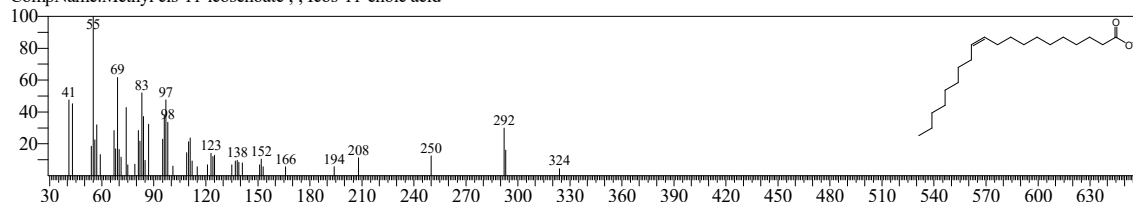
CompName:Methyl cis-10-heptadecenoate ; Heptadec-10-enoic acid



Hit#:2 Entry:24 Library:FA_ME_SP2560_EI_V3.lib

SI:32 Formula:C21H40O2 CAS:5561-99-9 MolWeight:324 RetIndex:2874

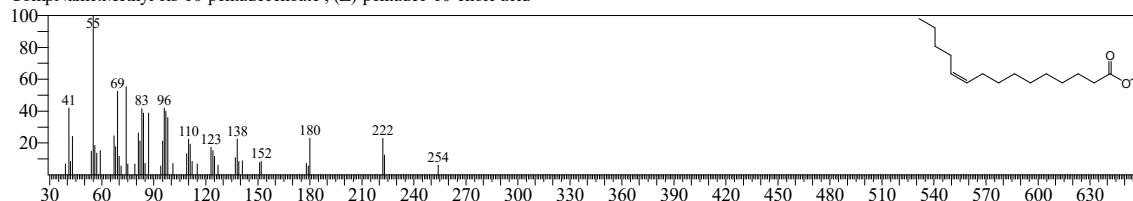
CompName:Methyl cis-11-icosenoate ; Icos-11-enoic acid



Hit#:3 Entry:11 Library:FA_ME_SP2560_EI_V3.lib

SI:32 Formula:C16H30O2 CAS:84743-29-3 MolWeight:254 RetIndex:2388

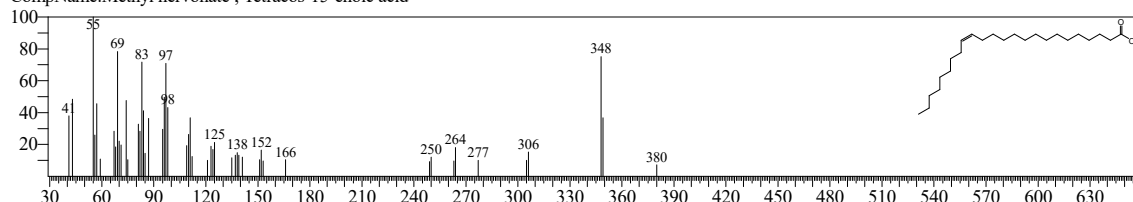
CompName:Methyl cis-10-pentadecenoate ; (Z)-pentadec-10-enoic acid



Hit#:4 Entry:37 Library:FA_ME_SP2560_EI_V3.lib

SI:31 Formula:C25H48O2 CAS:506-37-6 MolWeight:380 RetIndex:3263

CompName:Methyl nervonate ; Tetracos-15-enoic acid



Hit#:5 Entry:34 Library:FA_ME_SP2560_EI_V3.lib

SI:30 Formula:C23H42O2 CAS:7370-49-2 MolWeight:350 RetIndex:3169

CompName:Methyl cis-13,16-Docosadienate ; (13Z,16E)-docosa-13,16-dienoic acid

